

2005 Summer National Senior Games - The Senior Olympics

MEN 50-54

| | | | |
|---|------------------|----|--------|
| 1 | Djang, Philip | NM | *27.62 |
| 2 | Tingley, William | KY | 29.39 |
| 3 | Munson, Arthur | NY | 31.69 |
| 4 | Fisk, Floyd | NV | 32.87 |
| 5 | Shields, Barry | PA | 36.99 |
| 6 | Kowatch, Paul | PA | 40.70 |
| 7 | Shaw, Douglas | VA | 40.71 |
| 8 | Buterbaugh, John | PA | 40.96 |
| 9 | White, John | WI | 44.17 |

MEN 55-59

| | | | |
|----|--------------------|----|--------|
| 1 | Brannen, Frank | TN | *30.06 |
| 2 | Weisbrod, J. Andre | PA | 30.86 |
| 3 | Zakim, Jack | NJ | 31.53 |
| 4 | Magin, Randy | FL | 31.82 |
| 5 | Huffman, Michael | TX | 32.03 |
| 6 | Wein, Arthur | NJ | 32.47 |
| 7 | Mann, Thomas | NY | 34.94 |
| 8 | Lindemann, Raymond | OH | 35.48 |
| 9 | Morrell, David | DE | 38.33 |
| 10 | Benjamin, Darwin | CA | 38.49 |
| 11 | McDonald, Robert | OH | 40.01 |
| 12 | Mathwick, James | MD | 42.66 |
| 13 | Pabst, Dennis | NM | 48.27 |

MEN 60-64

| | | | |
|----|-------------------|----|---------|
| 1 | Vanbaalen, Venus | CT | 30.01 |
| 2 | Nessel, Edward | FL | 31.72 |
| 3 | French, Garnett | PA | 33.81 |
| 4 | Diehl, David | MD | 34.95 |
| 5 | Vermeulen, John | NC | 35.17 |
| 6 | Henley, Thomas | NC | 39.08 |
| 7 | Crooks, John | MO | 40.22 |
| 8 | Koenig, Kai-Peter | VA | 41.41 |
| 9 | Berghaus, Peter | NY | 41.80 |
| 10 | Garrett, Robert | NC | 47.79 |
| 11 | Stone, Bob | OH | 48.76 |
| 12 | Maggert, Ivan | GA | 56.97 |
| 13 | Smucker, Larry | FL | 1:06.75 |
| 14 | McCrea, Larry | NC | 1:19.86 |

MEN 65-69

| | | | |
|----|--------------------|----|--------|
| 1 | Gillanders, David | AR | *34.15 |
| 2 | Glanz, Hershel | TX | 37.70 |
| 3 | Ensinger, Sanford | MD | 38.23 |
| 4 | Hardie, Charles | DE | 38.51 |
| 5 | Williams, Robert | OH | 38.78 |
| 6 | Anderson, Kenneth | SC | 40.16 |
| 7 | Learmonth, William | OH | 42.35 |
| 8 | Sorel, Edward | MA | 43.03 |
| 9 | Jennings, Bill | LA | 43.48 |
| 10 | Wyckoff, Freddie | AL | 44.10 |
| 11 | Fried, Carl | FL | 45.35 |
| 12 | Rodriguez, Roberto | MD | 45.43 |
| 13 | Jones, Jerry | TN | 46.35 |
| 14 | Pan, Cheng | NJ | 48.11 |
| 15 | Ray, Craig | GA | 50.58 |
| 16 | Genella, Milton | TN | 50.95 |
| 17 | Sendler, Ed | TN | 51.57 |
| 18 | Plucinsky, Robert | IL | 51.91 |

MEN 70-74

| | | | |
|---|-------------------|----|-------|
| 1 | Dobler, Wally | MI | 36.90 |
| 2 | Milliman, Mike | CA | 38.61 |
| 3 | Grohe, William | CA | 40.98 |
| 4 | Leisenring, Harry | PA | 43.17 |
| 5 | Thompson, Ronald | SC | 44.26 |
| 6 | Yates, Roger | TX | 44.82 |
| 7 | Nagi, Joseph | HI | 44.89 |

| | | | |
|----|------------------|----|---------|
| 8 | Wells, Ben | MI | 45.76 |
| 9 | Hitchcock, John | OR | 45.79 |
| 10 | Dixon, Richard | GA | 46.81 |
| 11 | Bethel, Howard | MT | 47.26 |
| 12 | Gaines, Francis | NC | 48.29 |
| 13 | Boiko, George | CA | 48.40 |
| 14 | Farra, Ron | NY | 51.10 |
| 15 | Colvin, Penn | SC | 51.56 |
| 16 | Fischl, Robert | NJ | 53.86 |
| 17 | Schulman, Sidney | MI | 59.34 |
| 18 | Dietz, David | AR | 1:10.38 |

MEN 75-79

| | | | |
|----|--------------------|----|---------|
| 1 | Smith, Thomas | PA | 37.68 |
| 2 | Bower, Dick | LA | 40.31 |
| 3 | Clew, William | MA | 44.79 |
| 4 | Elliott, Thomas | OH | 45.04 |
| 5 | Franzak, George | MD | 46.22 |
| 6 | Wolle, Jordan | NM | 47.11 |
| 7 | Case, Phil | VA | 47.15 |
| 8 | Miller, Harold | FL | 48.44 |
| 9 | Daws, Joseph | TN | 49.00 |
| 10 | Moore, Ernest | NJ | 50.15 |
| 11 | Carrothers, Lanson | FL | 53.64 |
| 12 | Schalla, Gordon | WI | 54.63 |
| 13 | Whiteman, Ralph | IL | 1:11.74 |

MEN 80-84

| | | | |
|----|----------------------|----|---------|
| 1 | Glassco, James | VA | 44.99 |
| 2 | Melick, George | NJ | 46.67 |
| 3 | Sigersmith, Robert | FL | 49.22 |
| 4 | Hieber, Gebhard | OH | 52.31 |
| 5 | Bales, Donald | TN | 54.66 |
| 6 | Kidd, Arthur | GA | 55.10 |
| 7 | Cranch, John | NY | 55.65 |
| 8 | Hewett, William | OH | 56.06 |
| 9 | Hogenmiller, William | PA | 59.24 |
| 10 | Welch, Harry | TN | 1:01.67 |
| 11 | Thompson, Donald | NM | 1:08.08 |
| 12 | Bell, Thomas | CO | 1:23.50 |
| 13 | Ciesinski, Roman | DE | 1:52.27 |

MEN 85-89

| | | | |
|---|-------------------|----|---------|
| 1 | Bartels, Bernhard | TX | 51.99 |
| 2 | Diem, Norman | PA | 55.42 |
| 3 | Witte, Russ | OH | 56.44 |
| 4 | Clark, Roy | AZ | 1:17.37 |
| 5 | Anderson, Mauritz | MD | 1:24.22 |

MEN 90-94

| | | | |
|---|-----------------|----|---------|
| 1 | Moran, Kenneth | OH | 1:29.66 |
| 2 | Haswell, Harold | TX | 1:54.84 |
| 3 | Clark, Weldon | MI | 2:01.50 |

MEN 95-99

| | | | |
|---|----------------|----|---------|
| 1 | Campbell, Boyd | NC | 1:34.79 |
|---|----------------|----|---------|

100 YARD BACKSTROKE

WOMEN 50-54

| | | | |
|---|-----------------------|----|---------|
| 1 | Surdoval, Nancy | NY | 1:13.11 |
| 2 | Miller, Jan | TX | 1:14.03 |
| 3 | McDowell, Teresa | MO | 1:17.43 |
| 4 | McBride, Darcy | NE | 1:26.03 |
| 5 | Erickson, Marianne | MO | 1:34.78 |
| 6 | Guthrie-Feigen, Julie | WA | 1:35.39 |
| 7 | Casper, Patricia | DE | 1:42.73 |
| 8 | Rose, Lynne | IL | 1:55.22 |
| 9 | Dandy, Linda | KS | 2:23.98 |

WOMEN 55-59

| | | | |
|----|------------------|----|----------|
| 1 | Betz, Martha | MD | *1:18.61 |
| 2 | Lallande, Ann | MD | 1:23.90 |
| 3 | Hench, Tanya | PA | 1:29.04 |
| 4 | Payne, Brenda | TN | 1:32.04 |
| 5 | Alter, Kathleen | PA | 1:35.24 |
| 6 | Grapentine, Mary | NM | 1:38.31 |
| 7 | Beardsley, Cate | NY | 1:47.15 |
| 8 | Kaiser, Jane | MO | 1:50.31 |
| 9 | Williams, Connie | CA | 1:56.15 |
| 10 | Galpin, Barbara | FL | 2:13.00 |

WOMEN 60-64

| | | | |
|----|----------------------|----|----------|
| 1 | Pohlmann, Mary | IL | *1:18.54 |
| 2 | Boone, Kay | TX | 1:28.96 |
| 3 | Hlavacek, Ida | AR | 1:29.76 |
| 4 | Jorgensen, Christine | MD | 1:36.54 |
| 5 | Libby, Joan | MD | 1:41.06 |
| 6 | Dickey, Mary Jean | CO | 1:44.37 |
| 7 | Onton, Ann Louise | CT | 1:46.06 |
| 8 | Sauer, De Ette | TX | 1:49.50 |
| 9 | Dougherty, Beth | NY | 1:56.11 |
| 10 | Baldner, H Marie | ID | 1:57.47 |
| 11 | Ludick, Jane | SC | 2:00.64 |
| 12 | Steiner, Arien | VA | 2:05.66 |
| 13 | Young, Barbara | WA | 2:06.68 |
| 14 | Dobie, Nancy | RI | 2:07.57 |
| 15 | Ottosen, Sue | GA | 2:21.50 |
| 16 | Case, Bonnie | IN | 2:43.50 |
| 17 | Kelley, Sharon | NY | 3:19.32 |

WOMEN 65-69

| | | | |
|----|------------------|----|----------|
| 1 | Brown, Nancy | MD | *1:25.49 |
| 2 | Golan, Helen | SC | 1:39.62 |
| 3 | Bower, Barbara | LA | 1:39.63 |
| 4 | Clifford, Gynt | AZ | 1:39.69 |
| 5 | Dietz, Florence | AR | 1:45.51 |
| 6 | Arnold, Patricia | LA | 1:46.83 |
| 7 | Whalen, Nana | SC | 1:48.06 |
| 8 | Magill, Marge | MA | 1:48.82 |
| 9 | Shea, Shirley | NC | 1:50.07 |
| 10 | Medve, Marylee | PA | 1:51.53 |
| 11 | Gogola, Laura | MI | 1:53.13 |
| 12 | Warr, Marilane | TN | 1:58.19 |
| 13 | Buck, Kitty | MI | 1:59.49 |
| 14 | Hardin, Lucille | TN | 2:01.70 |
| 15 | Harden, Gaile | AZ | 2:06.86 |
| 16 | Hart, Patricia | PA | 2:24.68 |
| 17 | Clobes, Francine | NJ | 3:01.57 |
| 18 | Murphy, Eula | OH | 3:31.43 |

WOMEN 70-74

| | | | |
|----|---------------------|----|---------|
| 1 | Clarke, Mary | MI | 1:46.87 |
| 2 | Hanes, Alice | IL | 1:48.62 |
| 3 | Lancaster, Rocio | GA | 1:51.09 |
| 4 | Weaver, Mary Ann | NC | 1:53.93 |
| 5 | Stevens, Ann | IL | 1:56.34 |
| 6 | Senter, Betty | FL | 1:58.93 |
| 7 | Aceves, Ann | NM | 2:01.10 |
| 8 | Nickerson, Margaret | VT | 2:03.20 |
| 9 | Mackie, Nellieray | DE | 2:11.72 |
| 10 | Story, Shirley | NC | 2:21.34 |
| 11 | Packard, Elizabeth | ME | 2:51.33 |

WOMEN 75-79

| | | | |
|---|-------------------|----|---------|
| 1 | Chadima, Judy | IA | 1:43.15 |
| 2 | Schuler, Laurine | OK | 1:50.50 |
| 3 | Kysor, Stefanena | NY | 1:54.23 |
| 4 | Phillips, Bernice | WA | 1:55.03 |
| 5 | Menges, Margaret | PA | 1:57.43 |

* Denotes NSGA Record





2005 Summer National Senior Games - The Senior Olympics

| | |
|--|-----------------------------------|
|  | 6 Gilman, Roxie TX 2:03.44 |
| | 7 Hagan, Marianne NJ 2:04.38 |
| | 8 Sokolik, Terry VA 2:13.17 |
| | 9 Meredith, Jeanne VA 2:15.63 |
|  | 10 Froeder, Rosemarie NJ 2:15.95 |
| | 11 Hecimovich, Helen NV 2:19.23 |
| | 12 Brown, Lila TN 2:37.34 |
| | 13 Hofmann, Shirley AR 2:39.26 |
| | 14 Zetts, Anita NC 2:41.20 |
|  | 15 Engstrom-Heg, Verna NY 2:42.07 |
| | 16 Schulte, Betty PA 2:54.64 |
| | 17 Crandall, Louise IN 3:08.99 |
| | 18 Pigott, Alliece VA 3:53.57 |


WOMEN 80-84

| | |
|--|----------------------------------|
|  | 1 Williams, Catherine WV 2:02.22 |
| | 2 Goodel, Adele VT 2:18.51 |
| | 3 Bross, Patricia FL 2:19.53 |
| | 4 Hollyday, Mary VA 2:20.70 |
| | 5 Aseptine, Gwen TX 2:36.07 |
|  | 6 Schwartz, Annette TX 2:53.88 |
| | 7 Archer, Dorothy DE 2:57.83 |
| | 8 Wixted, Mary NJ 3:02.92 |
| | 9 Chadwick, Marion WA 3:03.79 |
|  | 10 Gatza, Willie CO 3:10.67 |
| | 11 Deuble, Hazel OH 3:14.97 |
| | 12 Melick, Florence NJ 3:25.64 |
| | 13 Lineberger, Sara NC 3:40.70 |



WOMEN 85-89

| | |
|--|---------------------------------|
|  | 1 Castillo, Martha FL *2:08.92 |
| | 2 Glusac, Edith MI 2:24.40 |
| | 3 Szuis, Annie NY 2:50.45 |
| | 4 Hicks, Doris LA 2:54.24 |
|  | 5 Hanks, Beth OH 3:00.09 |
| | 6 Rocos, Irene TN 3:47.69 |
| | 7 Purvis, Regina NY 3:55.94 |
| | 8 Schwartz, Beatrice MD 3:56.57 |

WOMEN 90-94

| | |
|--|-----------------------------------|
|  | 1 Riordan, F. Dorothy KY *3:47.49 |
|--|-----------------------------------|


MEN 50-54

| | |
|--|-----------------------------------|
|  | 1 Djang, Philip NM *58.24 |
| | 2 Bliss, Thomas FL 1:01.11 |
| | 3 Tingley, William KY 1:01.75 |
| | 4 Munson, Arthur NY 1:14.48 |
| | 5 Shields, Barry PA 1:19.03 |
|  | 6 Rosenberger, Randall TX 1:19.56 |
| | 7 Buterbaugh, John PA 1:33.22 |

MEN 55-59

| | |
|--|----------------------------------|
|  | 1 Schmidt, George FL *1:02.61 |
| | 2 Weisbrod, J. Andre PA 1:06.16 |
| | 3 Brannen, Frank TN 1:06.20 |
| | 4 Shippey, Dennis TX 1:10.05 |
|  | 5 Zakim, Jack NJ 1:11.07 |
| | 6 Magin, Randy FL 1:12.14 |
| | 7 Sirinek, Dale PA 1:17.90 |
| | 8 Lindemann, Raymond OH 1:18.25 |
|  | 9 Mann, Thomas NY 1:18.99 |
| | 10 McDonald, Robert OH 1:24.20 |
| | 11 Morrell, David DE 1:27.30 |
| | 12 Mathwick, James MD 1:32.67 |
|  | 13 Pabst, Dennis NM 1:46.76 |
| | 14 Myslinski, Norbert MD 2:28.33 |

MEN 60-64

| | |
|--|-------------------------------|
|  | 1 Vanbaalen, Venus CT 1:10.72 |
| | 2 Nessel, Edward FL 1:13.57 |

| | |
|--|--------------------------------|
| | 3 French, Garnett PA 1:14.30 |
| | 4 Vermeulen, John NC 1:18.89 |
| | 5 Diehl, David MD 1:21.38 |
| | 6 Koenig, Kai-Peter VA 1:37.02 |
| | 7 Garrett, Robert NC 1:44.41 |
| | 8 Rodwick, John NM 1:45.52 |

MEN 65-69

| | |
|--|----------------------------------|
| | 1 Glanz, Hershel TX 1:20.87 |
| | 2 Hardie, Charles DE 1:23.08 |
| | 3 Ensinger, Sanford MD 1:26.34 |
| | 4 Learmonth, William OH 1:28.88 |
| | 5 Anderson, Kenneth SC 1:29.34 |
| | 6 Leggett, L. Waldo TX 1:31.90 |
| | 7 Jennings, Bill LA 1:34.25 |
| | 8 Robbins, Donald NC 1:36.90 |
| | 9 Gladfelter, David NJ 1:37.21 |
| | 10 Wyckoff, Freddie AL 1:41.94 |
| | 11 Sender, Ed TN 1:47.89 |
| | 12 Beecher, Ron OH 1:51.84 |
| | 13 Rodriguez, Roberto MD 1:53.75 |
| | 14 Genella, Milton TN 1:54.70 |

MEN 70-74

| | |
|--|---------------------------------|
| | 1 Smethurst, Everett CA 1:23.32 |
| | 2 Milliman, Mike CA 1:25.54 |
| | 3 Grohe, William CA 1:31.40 |
| | 4 Leisenring, Harry PA 1:33.11 |
| | 5 Yates, Roger TX 1:36.71 |
| | 6 Swanson, Norman NY 1:36.76 |
| | 7 Hitchcock, John OR 1:37.61 |
| | 8 Kerr, Philip MD 1:40.23 |
| | 9 Newbury, Alfred VA 1:45.08 |
| | 10 Fischl, Robert NJ 1:49.02 |
| | 11 Farra, Ron NY 1:57.01 |
| | 12 Dietz, David AR 2:41.90 |

MEN 75-79

| | |
|--|---------------------------------|
| | 1 Smith, Thomas PA 1:25.60 |
| | 2 Byers, W. Morgan WI 1:34.71 |
| | 3 Clew, William MA 1:41.08 |
| | 4 Siskind, Isaak NY 1:43.50 |
| | 5 Miller, Harold FL 1:44.27 |
| | 6 Staley, David OH 1:44.28 |
| | 7 Case, Phil VA 1:46.24 |
| | 8 Elliott, Thomas OH 1:47.71 |
| | 9 Carrothers, Lanson FL 1:54.97 |
| | 10 Moore, Ernest NJ 1:59.18 |
| | 11 Marino, Bill PA 2:13.61 |
| | 12 Rogers, Kenny NV 2:27.94 |

MEN 80-84

| | |
|--|--------------------------------|
| | 1 Glassco, James VA 1:40.53 |
| | 2 Melick, George NJ 1:41.78 |
| | 3 Hieber, Gebhard OH 1:58.04 |
| | 4 Cranch, John NY 2:02.18 |
| | 5 Kidd, Arthur GA 2:08.23 |
| | 6 Bales, Donald TN 2:08.79 |
| | 7 Welch, Harry TN 2:20.02 |
| | 8 Turnock, Nick PA 2:26.77 |
| | 9 Hall, Howard FL 2:27.43 |
| | 10 Thompson, Donald NM 2:55.29 |

MEN 85-89

| | |
|--|--------------------------------|
| | 1 Bartels, Bernhard TX 2:00.05 |
| | 1 Diem, Norman PA 2:00.05 |
| | 3 Clark, Roy AZ 3:16.56 |

MEN 90-94

| | |
|--|------------------------------|
| | 1 Haswell, Harold TX 4:00.31 |
|--|------------------------------|

MEN 95-99

| | |
|--|------------------------------|
| | 1 Campbell, Boyd NC *3:08.98 |
|--|------------------------------|

200 YARD BACKSTROKE

WOMEN 50-54

| | |
|--|----------------------------------|
| | 1 Miller, Jan TX 2:46.85 |
| | 2 McDowell, Teresa MO 2:47.21 |
| | 3 Guins, Ann OH 2:50.77 |
| | 4 McBride, Darcy NE 3:08.76 |
| | 5 Danes, Stefani PA 3:14.05 |
| | 6 Swanburg, Linda TX 3:38.26 |
| | 7 Casper, Patricia DE 3:45.29 |
| | 8 Whiteside, Margaret MD 3:47.38 |
| | 9 Rose, Lynne IL 4:01.56 |

WOMEN 55-59

| | |
|--|-------------------------------|
| | 1 Betz, Martha MD 2:53.73 |
| | 2 Cartee, Lynn TN 2:56.94 |
| | 3 Payne, Brenda TN 3:22.52 |
| | 4 Grapentine, Mary NM 3:39.99 |
| | 5 Alter, Kathleen PA 3:45.05 |
| | 6 Beardsley, Cate NY 4:08.91 |
| | 7 Kemp, Kathleen PA 4:24.92 |
| | 8 Dokus, Rosemarie NH 5:12.13 |

WOMEN 60-64

| | |
|--|-----------------------------------|
| | 1 Pohlmann, Mary IL *2:46.93 |
| | 2 Hlavacek, Ida AR 3:17.68 |
| | 3 Jorgensen, Christine MD 3:25.74 |
| | 4 Libby, Joan MD 3:41.20 |
| | 5 Onton, Ann Louise CT 3:49.28 |
| | 6 Bruin, Peggy MI 3:54.50 |
| | 7 Rosenbaum, Barbara NJ 3:54.57 |
| | 8 Sauer, De Ette TX 3:55.59 |
| | 9 Dougherty, Beth NY 4:21.63 |
| | 10 Dobie, Nancy RI 4:31.31 |
| | 11 Steiner, Arlien VA 4:43.80 |
| | 12 Kelley, Sharon NY 7:27.10 |

WOMEN 65-69

| | |
|--|---------------------------------|
| | 1 Brown, Nancy MD *3:10.58 |
| | 2 Bower, Barbara LA 3:26.70 |
| | 3 Golan, Helen SC 3:43.61 |
| | 4 Arnold, Patricia LA 3:49.73 |
| | 5 Dietz, Florence AR 3:55.64 |
| | 6 Magill, Marge MA 3:57.09 |
| | 7 Medve, Marylee PA 4:01.24 |
| | 8 Pearsall, Marjorie MD 4:02.75 |
| | 9 Gogola, Laura MI 4:05.27 |
| | 10 Parr, Barbara DE 4:10.59 |
| | 11 Levasseur, Arden ME 4:15.92 |
| | 12 Buck, Kitty MI 4:17.37 |
| | 13 Harden, Gaile AZ 4:35.31 |
| | 14 Hart, Patricia PA 5:00.26 |
| | 15 Murphy, Eula OH 7:45.02 |

WOMEN 70-74

| | |
|--|----------------------------------|
| | 1 Clarke, Mary MI 3:50.23 |
| | 2 Hanes, Alice IL 4:01.41 |
| | 3 Lancaster, Rocio GA 4:09.60 |
| | 4 Weaver, Mary Ann NC 4:12.33 |
| | 5 Stevens, Ann IL 4:14.87 |
| | 6 Aceves, Ann NM 4:31.16 |
| | 7 Nickerson, Margaret VT 4:44.67 |
| | 8 Mackie, Nellieray DE 4:51.28 |
| | 9 Story, Shirley NC 4:58.58 |
| | 10 Packard, Elizabeth ME 5:57.14 |

WOMEN 75-79








| | |
|--|----------------------------|
| | 1 Chadima, Judy IA 3:43.93 |
|--|----------------------------|

2005 Summer National Senior Games - The Senior Olympics

| | | |
|--|--|--|
| <p>2 Campbell, Joan FL 4:08.01</p> <p>3 Kysor, Stefanena NY 4:12.06</p> <p>4 Hagan, Marianne NJ 4:14.85</p> <p>5 Menges, Margaret PA 4:22.03</p> <p>6 Gilman, Roxie TX 4:25.42</p> <p>7 Phillips, Bernice WA 4:25.60</p> <p>8 Durstein, Nancy FL 4:32.71</p> <p>9 Sokolik, Terry VA 4:46.08</p> <p>10 Froeder, Rosemarie NJ 4:52.28</p> <p>11 Meredith, Jeanne VA 4:57.02</p> <p>12 Kouris, Joanne CO 5:02.29</p> <p>13 Zetts, Anita NC 5:46.11</p> <p>14 Wolle, Marian NM 5:57.24</p> <p>15 Engstrom-Heg, Verna NY 5:58.87</p> <p>16 Schulte, Betty PA 6:21.19</p> <p>17 Pigott, Alliece VA 8:29.82</p> | <p>7 Jennings, Bill LA 3:27.07</p> <p>8 Leggett, L. Waldo TX 3:28.44</p> <p>9 Fried, Carl FL 3:32.28</p> <p>10 Robbins, Donald NC 3:36.83</p> <p>11 Wyckoff, Freddie AL 3:45.24</p> <p>12 Sandler, Ed TN 4:09.61</p> <p>MEN 70-74</p> <p>1 Milliman, Mike CA 3:12.92</p> <p>2 Grohe, William CA 3:25.85</p> <p>3 Leisenring, Harry PA 3:32.23</p> <p>4 Yates, Roger TX 3:38.56</p> <p>5 Hitchcock, John OR 3:38.74</p> <p>6 Kerr, Philip MD 3:38.98</p> <p>7 Wells, Ben MI 3:42.16</p> <p>8 Thompson, Ronald SC 3:42.25</p> <p>9 Fischl, Robert NJ 3:55.43</p> <p>10 Dietz, David AR 5:39.73</p> <p>MEN 75-79</p> <p>1 Maine, Thomas IL 3:24.91</p> <p>2 Byers, W. Morgan WI 3:30.54</p> <p>3 Miller, Harold FL 3:45.16</p> <p>4 Staley, David OH 3:53.65</p> <p>5 Case, Phil VA 3:57.98</p> <p>6 Wolle, Jordan NM 3:59.80</p> <p>7 Daws, Joseph TN 4:13.89</p> <p>8 Carrothers, Lanson FL 4:19.84</p> <p>9 Moore, Ernest NJ 4:34.65</p> <p>10 Marino, Bill PA 5:12.17</p> <p>MEN 80-84</p> <p>1 Glasco, James VA 3:54.15</p> <p>2 Melick, George NJ 3:54.91</p> <p>3 Cranch, John NY 4:10.80</p> <p>4 Hieber, Gebhard OH 4:15.18</p> <p>5 Roudebush, George OH 5:02.88</p> <p>6 Lamb, Robert OH 5:03.53</p> <p>7 Welch, Harry TN 5:05.79</p> <p>8 Scherbarth, James NC 5:07.01</p> <p>9 Turnock, Nick PA 5:09.32</p> <p>10 Strong, Doug IN 5:14.73</p> <p>MEN 85-89</p> <p>1 Bartels, Bernhard TX 4:47.44</p> <p>2 Diem, Norman PA 4:51.87</p> <p>MEN 90-94</p> <p>1 Moran, Kenneth OH 6:16.36</p> | <p>WOMEN 55-59</p> <p>1 Cartee, Lynn TN *39.31</p> <p>2 Burns, Colleen NM 41.41</p> <p>3 Spencer, Karla FL 41.67</p> <p>4 Romayko, Janit CT 41.75</p> <p>5 Rosebrock, Janet OH 42.74</p> <p>6 Davies, Alison TX 43.15</p> <p>7 Neaves, Marie DE 45.37</p> <p>8 Keltner, Anneke IL 47.38</p> <p>9 Vanmeeteren, Greta NC 47.59</p> <p>10 Kaiser, Jane MO 48.99</p> <p>11 Michel, Judy PA 49.49</p> <p>12 McGovern, Anne OH 49.69</p> <p>13 Williams, Connie CA 51.93</p> <p>14 Fortney, Penny OH 52.27</p> <p>15 Vogl, Edith MD 1:04.13</p> <p>WOMEN 60-64</p> <p>1 Jorgensen, Christine MD 46.05</p> <p>2 Crisp, Janet FL 49.74</p> <p>3 Bruin, Peggy MI 53.32</p> <p>4 Baldner, H Marie ID 56.19</p> <p>5 Wherley, Betty OH 56.28</p> <p>6 Hutchinson, Joyce FL 58.46</p> <p>7 Steiner, Arlien VA 1:00.50</p> <p>8 Martinec, Anna TX 1:01.95</p> <p>9 Ludick, Jane SC 1:03.43</p> <p>10 Case, Bonnie IN 1:10.60</p> <p>11 McGinniss, J Louise DE 1:28.26</p> <p>12 Hogan, Harriet CO 1:28.29</p> <p>WOMEN 65-69</p> <p>1 Whitlock, Shelly TX 45.28</p> <p>2 Palmer, M Lynn AR 50.87</p> <p>3 Fisher, Jane NJ 52.05</p> <p>4 Hardin, Lucille TN 53.20</p> <p>5 Jenkins, Lauretta DC 54.48</p> <p>6 Daugherty, Mary TN 57.14</p> <p>7 Burnett, Anne AZ 58.11</p> <p>8 Warr, Marilane TN 58.49</p> <p>9 Harden, Gaile AZ 1:02.34</p> <p>10 Kime, Marsha PA 1:02.91</p> <p>11 Duquin, Dona NM 1:03.34</p> <p>12 Reynolds, Margaret PA 1:04.42</p> <p>13 Stewart, Barbara DC 1:31.19</p> <p>14 Brown, Ernestine DC 1:36.31</p> <p>15 Murphy, Eula OH 1:39.75</p> <p>16 Stevens, Geneva OH 2:25.18</p> <p>WOMEN 70-74</p> <p>1 Moeller, Janet NJ 49.35</p> <p>2 Anderson, Sumie AZ 49.57</p> <p>3 Waldbaum, Joan PA 53.38</p> <p>4 Senter, Betty FL 53.59</p> <p>5 Goines, Margaretta NY 55.81</p> <p>6 Bryce, Karen WA 56.39</p> <p>7 Clarke, Mary MI 58.19</p> <p>8 Berning, Henrietta IL 58.90</p> <p>9 Vanwelt, Roberta NM 1:00.57</p> <p>10 Hicks, Amy MA 1:01.96</p> <p>11 Smith, Jane NY 1:02.97</p> <p>12 Tolaro, Gloria WA 1:03.41</p> <p>13 Taylor, Ann TN 1:08.96</p> <p>14 Nickerson, Margaret VT 1:09.09</p> <p>WOMEN 75-79</p> <p>1 Wadell, Constance CA 1:01.16</p> <p>2 Sokolik, Terry VA 1:02.62</p> <p>3 Vowell, Mary TN 1:10.36</p> <p>4 Hofmann, Shirley AR 1:14.87</p> |
|--|--|--|

* Denotes NSGA Record

2005 Summer National Senior Games - The Senior Olympics

| | | | | | | | | | | |
|--|-----------------------|----|----------|------------------------------|----|---------|------------------------|----|----------|--|
|  | 5 Schulte, Betty | PA | 1:15.71 | 12 Durham, Richard | WV | 43.42 | 3 Gidas, Jackie | PA | 1:27.41 | |
| | 6 Brown, Lila | TN | 1:21.31 | 13 Martinec, Milan | TX | 44.29 | 4 Danes, Stefani | PA | 1:31.32 | |
| | 7 Stilson, Irmgard | VA | 1:25.17 | 14 Raichle, Carl | SC | 46.00 | 5 Flier, Vicki | MO | 1:33.81 | |
| | 8 Sievert, Sara | TX | 1:46.74 | | | | 6 Lindsey, Connie | TX | 1:33.94 | |
|  | WOMEN 80-84 | | | | | | | | | |
| | 1 Nochman, Lois Kivi | MI | *54.51 | 1 Puchalski, Donald | FL | 35.19 | 7 Aikin, Ann | TN | 1:37.25 | |
| | 2 Tuovila, Miriam | VA | 1:00.28 | 2 Katz, Jerry | NJ | 36.92 | 8 Mazzio, Eleanor | DE | 1:38.00 | |
| | 3 Harlow, Norma | MA | 1:06.40 | 3 Marchbanks, Jerry | TX | 38.25 | 9 Kaighin, Karen | PA | 1:40.33 | |
| | 4 Goodel, Adele | VT | 1:06.85 | 4 Schandl, Emil | FL | 39.23 | 10 Delaney, Valerie | IL | 1:40.47 | |
| | 5 Berkley, Marianna | VA | 1:07.56 | 5 Jones, William | ME | 39.30 | 11 Sanner, Kathy | CO | 1:43.77 | |
| | 6 Lesko, Josephine | OH | 1:12.41 | 6 Panaro, Ray | DE | 40.80 | 12 Broghamer, Sharon | FL | 1:49.64 | |
| | 7 Johnson, Cornelia | ME | 1:14.17 | 7 Wendel, Hans | ME | 42.19 | 13 Rose, Lynne | IL | 1:53.86 | |
| | 8 Bross, Patricia | FL | 1:21.40 | 8 Pan, Cheng | NJ | 42.20 | WOMEN 55-59 | | | |
| | 9 Walter, Blondean | TX | 1:22.98 | 9 Ray, Craig | GA | 42.76 | 1 Cartee, Lynn | TN | *1:29.12 | |
| | 10 Deuble, Hazel | OH | 2:02.85 | 10 Durbin, Lou | PA | 43.69 | 2 Burns, Colleen | NM | 1:30.49 | |
| | 11 Weaver, Queen | TN | 2:20.40 | 11 Robbins, Donald | NC | 44.37 | 3 Romayko, Janit | CT | 1:31.84 | |
|  | WOMEN 85-89 | | | | | | | | | |
| | 1 Glusac, Edith | MI | *1:13.12 | 12 Jennings, Bill | LA | 44.68 | 4 Rosebrock, Janet | OH | 1:35.31 | |
| | 2 Townend, Pollie | NJ | 1:19.62 | 13 Warr, Otis | TN | 47.18 | 5 Davies, Alison | TX | 1:37.28 | |
| | 3 Nothhouse, Suzy | FL | 1:40.16 | 14 Kantrowitz, Kenneth | PA | 49.30 | 6 Keltner, Anneke | IL | 1:43.87 | |
| | 4 Purvis, Regina | NY | 1:58.75 | 15 Jones, Jerry | TN | 50.87 | 7 Vanmeeteren, Greta | NC | 1:44.23 | |
| | | | | 16 Beecher, Ron | OH | 53.36 | 8 Depolo, Arlene | NJ | 1:46.39 | |
|  | MEN 50-54 | | | | | | | | | |
| | 1 Matyko, Gary | PA | 31.81 | WOMEN 70-74 | | | | | | |
| | 2 Abbate, Gary | WV | 32.14 | 1 Heebner, William | PA | 40.40 | 10 Neaves, Marie | DE | 1:49.00 | |
| | 3 Rotthoff, David | OH | 32.54 | 2 Swanson, Norman | NY | 42.37 | 11 Williams, Connie | CA | 1:53.46 | |
| | 4 Munson, Arthur | NY | 33.95 | 3 Knowlton, Samuel | SC | 42.60 | 12 Weinberg, Wendy | AZ | 1:54.08 | |
| | 5 Haverland, Rick | OH | 34.24 | 4 Murphy, Ray | MA | 43.29 | 13 Vogl, Edith | MD | 2:16.54 | |
| | 6 Keller, James | KY | 34.34 | 5 Dixon, Richard | GA | 43.82 | WOMEN 60-64 | | | |
| | 7 Kroner, Sheldon | TX | 34.61 | 6 Lyons, Thomas | VA | 46.07 | 1 Jorgensen, Christine | MD | 1:37.70 | |
| | 8 Bowman, Michael | PA | 35.48 | 7 Chilton, Sam | WV | 46.40 | 2 Crisp, Janet | FL | 1:49.80 | |
| | 9 Gibbons, Steven | MS | 36.31 | 8 Collie, John | IN | 46.91 | 3 Rosenbaum, Barbara | NJ | 1:55.17 | |
| | 10 Kowatch, Paul | PA | 37.47 | 9 Ingram, Harry | MA | 49.35 | 4 Henehan, Mary Pat | MO | 1:56.33 | |
| | 11 Harter, Charles | MO | 38.00 | 10 Ruffing, James | PA | 51.86 | 5 Baldner, H Marie | ID | 2:05.56 | |
| | 12 Bilbray, Barry | NV | 41.98 | 11 Vanderaa, John | IN | 53.63 | 6 Wherley, Betty | OH | 2:08.16 | |
| | 13 White, John | WI | 50.01 | 12 Kime, Charles | PA | 54.24 | 7 Hutchinson, Joyce | FL | 2:08.82 | |
|  | MEN 55-59 | | | | | | | | | |
| | 1 Schmidt, George | FL | 31.10 | 13 Blyth, Thomas | DE | 56.47 | 8 Crum, Helen | VA | 2:09.16 | |
| | 2 Shippey, Dennis | TX | 32.34 | 14 Colvin, Penn | SC | 1:01.76 | 9 Steiner, Arien | VA | 2:15.80 | |
| | 3 Willson, Dennis | OK | 33.05 | MEN 75-79 | | | | | | |
| | 4 Rollins, Bruce | TX | 33.82 | 1 Baldwin, Chuck | TX | *37.39 | 10 Ludick, Jane | SC | 2:20.90 | |
| | 5 Mann, Thomas | NY | 34.24 | 2 Woods, Albert | NY | 41.37 | 11 Martinec, Anna | TX | 2:22.78 | |
| | 6 Wein, Arthur | NJ | 34.29 | 3 Amspaugh, Gene | OH | 46.83 | 12 Case, Bonnie | IN | 2:29.60 | |
| | 7 Kelly, Mike | PA | 34.59 | 4 Miller, Harold | FL | 49.96 | 13 Hogan, Harriet | CO | 3:09.32 | |
| | 8 Witte, Ray | OH | 34.66 | 5 Maguire, Alfred | ID | 51.42 | 14 Marshall, Margaret | UT | 3:10.87 | |
| | 9 Redic, James | FL | 34.92 | 6 Schalla, Gordon | WI | 57.30 | WOMEN 65-69 | | | |
| | 10 Lehatto, Paul | KS | 35.12 | MEN 80-84 | | | | | | |
| | 11 Matyko, Dennis | FL | 35.48 | 1 Melick, George | NJ | *47.41 | 1 Whitlock, Shelly | TX | 1:48.42 | |
| | 12 Eisinger, Halley | OH | 35.85 | 2 Shratter, Morris | PA | 47.79 | 2 Shea, Shirley | NC | 1:53.92 | |
| | 13 Morrell, David | DE | 38.38 | 3 Anderson, James | FL | 48.41 | 3 Arnold, Patricia | LA | 1:56.36 | |
| | 14 Eichelbaum, Neil | FL | 38.49 | 4 Hieber, Gebhard | OH | 50.15 | 4 Hardin, Lucille | TN | 1:56.50 | |
| | 15 Stephens, Williams | IL | 39.02 | 5 Bales, Donald | TN | 52.96 | 5 Fisher, Jane | NJ | 1:58.22 | |
| | 16 Cragin, Michael | LA | 41.16 | 6 Shannon, Baker | TX | 53.24 | 6 Iggena, Greta | AZ | 2:05.17 | |
| | 17 McDonald, Robert | OH | 41.59 | 7 Quigley, Arlon | MI | 54.04 | 7 Hence, June | NM | 2:11.53 | |
|  | MEN 60-64 | | | | | | | | | |
| | 1 Andersen, Peter | IL | *30.61 | 8 Larson, Ole | SC | 54.56 | 8 Daugherty, Mary | TN | 2:14.34 | |
| | 2 Nessel, Edward | FL | 33.02 | 9 Hogenmiller, William | PA | 54.77 | 9 Harden, Gaile | AZ | 2:17.33 | |
| | 3 Pohlmann, John | IL | 35.15 | 10 Tatum, Bradford | DC | 55.28 | 10 Reynolds, Margaret | PA | 2:22.76 | |
| | 4 Edwards, Morgan | CO | 38.23 | 11 Hall, Howard | FL | 1:01.51 | 11 Windish, Rita | VA | 2:29.53 | |
| | 5 Einolf, Charles | MD | 39.95 | 12 Thompson, Donald | NM | 1:35.92 | 12 Hart, Patricia | PA | 2:50.50 | |
| | 6 Hearn, David | NY | 40.04 | MEN 85-89 | | | | | | |
| | 7 Dudley, William | GA | 41.76 | 1 Witte, Russ | OH | 51.86 | 13 Brown, Ernestine | DC | 3:24.10 | |
| | 8 Vanmeeteren, Hans | NC | 42.16 | 2 Bartels, Bernhard | TX | 1:01.52 | WOMEN 70-74 | | | |
| | 9 Bechtol, Ken | OH | 42.66 | 3 Diem, Norman | PA | 1:08.61 | 1 Anderson, Sumie | AZ | 1:51.06 | |
| | 10 Diehl, David | MD | 42.96 | 4 Anderson, Mauritz | MD | 1:13.03 | 2 Waldbaum, Joan | PA | 1:58.39 | |
| | 11 Zilversmit, Shimon | AZ | 43.30 | 100 YARD BREASTSTROKE | | | | | | |
|  | WOMEN 50-54 | | | | | | | | | |
| | 1 Lewis, Kathleen | PA | 1:22.75 | 1 Senter, Betty | FL | 2:02.52 | 3 Goines, Margaretta | NY | 2:04.32 | |
| | 2 Marinzel, Susan | PA | 1:25.08 | 4 Goines, Margaretta | NY | 2:04.32 | 5 Lancaster, Rocio | GA | 2:05.38 | |
| | | | | 6 Berning, Henrietta | IL | 2:11.57 | 6 Berning, Henrietta | IL | 2:11.57 | |
| | | | | 7 Tolaro, Gloria | WA | 2:13.41 | 7 Tolaro, Gloria | WA | 2:13.41 | |
| | | | | 8 Bryce, Karen | WA | 2:16.25 | 8 Bryce, Karen | WA | 2:16.25 | |
| | | | | 9 Hicks, Amy | MA | 2:26.50 | 9 Hicks, Amy | MA | 2:26.50 | |
| | | | | 10 Smith, Jane | NY | 2:29.05 | 10 Smith, Jane | NY | 2:29.05 | |
| | | | | 11 Taylor, Ann | TN | 2:39.72 | 11 Taylor, Ann | TN | 2:39.72 | |

2005 Summer National Senior Games - The Senior Olympics

WOMEN 75-79

| | | | |
|----|----------------------|----|---------|
| 1 | Aaron, Ruth | NJ | 2:04.47 |
| 2 | Campbell, Joan | FL | 2:05.99 |
| 3 | Wadell, Constance | CA | 2:16.67 |
| 4 | Kysor, Stefanena | NY | 2:22.80 |
| 5 | Sokolik, Terry | VA | 2:28.98 |
| 6 | Vowell, Mary | TN | 2:41.10 |
| 7 | Schulte, Betty | PA | 2:45.64 |
| 8 | Hofmann, Shirley | AR | 2:52.76 |
| 9 | Stilson, Irmgard | VA | 3:11.63 |
| 10 | Francis, Carol | KS | 3:13.19 |
| 11 | Wenstrom, Thelia Tee | TX | 3:29.54 |
| 12 | Pigott, Alliece | VA | 7:50.47 |

WOMEN 80-84

| | | | |
|----|--------------------|----|----------|
| 1 | Wayne, Joan | NC | *2:00.01 |
| 2 | Nochman, Lois Kivi | MI | 2:04.78 |
| 3 | Tuovila, Miriam | VA | 2:16.99 |
| 4 | Harlow, Norma | MA | 2:27.88 |
| 5 | Goodel, Adele | VT | 2:28.09 |
| 6 | Berkley, Marianna | VA | 2:29.99 |
| 7 | Johnson, Cornelia | ME | 2:51.20 |
| 8 | Lesko, Josephine | OH | 2:55.51 |
| 9 | Prycl, Elizabeth | PA | 2:59.32 |
| 10 | Wixted, Mary | NJ | 4:08.80 |

WOMEN 85-89

| | | | |
|---|----------------|----|---------|
| 1 | Purvis, Regina | NY | 4:36.64 |
|---|----------------|----|---------|

MEN 50-54

| | | | |
|----|------------------|----|----------|
| 1 | Matyko, Gary | PA | *1:09.04 |
| 2 | Rothhoff, David | OH | 1:12.27 |
| 3 | Abbate, Gary | WV | 1:12.57 |
| 4 | Varanasi, Sekhar | MI | 1:14.81 |
| 5 | Keller, James | KY | 1:16.43 |
| 6 | Munson, Arthur | NY | 1:16.54 |
| 7 | Kroner, Sheldon | TX | 1:17.14 |
| 8 | Meyer, Larry | TX | 1:17.33 |
| 9 | Bowman, Michael | PA | 1:19.49 |
| 10 | Haverland, Rick | OH | 1:19.64 |
| 11 | Shaw, Douglas | VA | 1:21.43 |
| 12 | Gibbons, Steven | MS | 1:25.97 |
| 13 | Kowatch, Paul | PA | 1:28.31 |

MEN 55-59

| | | | |
|----|--------------------|----|---------|
| 1 | Schmidt, George | FL | 1:09.45 |
| 2 | Shippey, Dennis | TX | 1:12.22 |
| 3 | Wilson, Dennis | OK | 1:13.75 |
| 4 | Rollins, Bruce | TX | 1:14.43 |
| 5 | Redic, James | FL | 1:14.81 |
| 6 | Kelly, Mike | PA | 1:15.85 |
| 7 | Hill, James | VA | 1:16.20 |
| 8 | Matyko, Dennis | FL | 1:16.79 |
| 9 | Witte, Ray | OH | 1:17.67 |
| 10 | Conn, Christopher | OH | 1:19.72 |
| 11 | Bell, Greg | PA | 1:23.41 |
| 12 | Eichelbaum, Neil | FL | 1:25.60 |
| 13 | Stephens, Williams | IL | 1:26.56 |
| 14 | Ringler, David | LA | 1:28.11 |
| 15 | McDonald, Robert | OH | 1:29.99 |
| 16 | Morrell, David | DE | 1:31.43 |
| 17 | Mathwick, James | MD | 1:33.30 |

MEN 60-64

| | | | |
|---|-----------------|----|----------|
| 1 | Andersen, Peter | IL | *1:08.35 |
| 2 | Nessel, Edward | FL | 1:12.09 |
| 3 | Pohlmann, John | IL | 1:20.58 |
| 4 | Edwards, Morgan | CO | 1:26.79 |
| 5 | Einolf, Charles | MD | 1:28.31 |
| 6 | Berghaus, Peter | NY | 1:30.13 |

| | | | |
|----|--------------------|----|---------|
| 7 | Hearn, David | NY | 1:33.72 |
| 8 | Vanmeeteren, Hans | NC | 1:34.08 |
| 9 | Zilversmit, Shimon | AZ | 1:34.66 |
| 10 | Dudley, William | GA | 1:35.03 |
| 11 | Bechtol, Ken | OH | 1:37.31 |
| 12 | Durham, Richard | WV | 1:39.76 |
| 13 | Martinec, Milan | TX | 1:40.37 |

MEN 65-69

| | | | |
|----|---------------------|----|----------|
| 1 | Puchalski, Donald | FL | *1:18.57 |
| 2 | Hall, Sid | OH | 1:27.05 |
| 3 | Medici, John | OH | 1:27.91 |
| 4 | Marchbanks, Jerry | TX | 1:30.95 |
| 5 | Jones, William | ME | 1:31.35 |
| 6 | Schandl, Emil | FL | 1:32.71 |
| 7 | Pan, Cheng | NJ | 1:36.66 |
| 8 | Wendel, Hans | ME | 1:36.92 |
| 9 | Rosborough, James | TX | 1:37.03 |
| 10 | Nicholson, Walter | CA | 1:40.72 |
| 11 | Learmonth, William | OH | 1:42.21 |
| 12 | Gladfelder, David | NJ | 1:43.72 |
| 13 | Warr, Otis | TN | 1:45.10 |
| 14 | Holt, David | GA | 1:45.53 |
| 15 | Jones, Jerry | TN | 1:54.22 |
| 16 | Kantrowitz, Kenneth | PA | 1:57.84 |
| 17 | Will, Eberhard | NC | 2:02.83 |
| 18 | Clem, Harold | WV | 2:07.84 |

MEN 70-74

| | | | |
|----|------------------|----|---------|
| 1 | Dobler, Wally | MI | 1:30.71 |
| 2 | Heebner, William | PA | 1:32.08 |
| 3 | Swanson, Norman | NY | 1:41.59 |
| 4 | Dixon, Richard | GA | 1:41.90 |
| 5 | Chilton, Sam | WV | 1:46.67 |
| 6 | Knowlton, Samuel | SC | 1:47.10 |
| 7 | Graham, John | NY | 1:48.79 |
| 8 | Lyons, Thomas | VA | 1:51.08 |
| 9 | Ingram, Harry | MA | 1:55.19 |
| 10 | Little, James | OK | 1:55.82 |
| 11 | Vanderaa, John | IN | 2:06.31 |
| 12 | Smith, Don | FL | 2:23.80 |
| 13 | Colvin, Penn | SC | 2:27.67 |

MEN 75-79

| | | | |
|----|------------------|----|----------|
| 1 | Baldwin, Chuck | TX | *1:26.59 |
| 2 | Woods, Albert | NY | 1:39.10 |
| 3 | Siskind, Isaak | NY | 1:45.75 |
| 4 | Amspaugh, Gene | OH | 1:46.25 |
| 5 | Haupt, Edward | NM | 1:55.94 |
| 6 | Johnson, Milford | PA | 1:57.21 |
| 7 | Maguire, Alfred | ID | 1:59.07 |
| 8 | Collings, John | MD | 2:14.33 |
| 9 | Huson, George | MD | 2:17.50 |
| 10 | Dalton, Al | ME | 3:31.22 |

MEN 80-84

| | | | |
|----|-------------------|----|----------|
| 1 | Anderson, James | FL | *1:48.78 |
| 2 | Shratter, Morris | PA | 1:49.12 |
| 3 | Melick, George | NJ | 1:49.65 |
| 4 | Hieber, Gebhard | OH | 1:55.68 |
| 5 | Shannon, Baker | TX | 1:59.76 |
| 6 | Larson, Ole | SC | 2:08.40 |
| 7 | Bales, Donald | TN | 2:12.00 |
| 8 | Hewett, William | OH | 2:13.86 |
| 9 | Hall, Howard | FL | 2:25.02 |
| 10 | Scherbarth, James | NC | 2:48.83 |

MEN 85-89

| | | | |
|---|-------------------|----|---------|
| 1 | Witte, Russ | OH | 2:03.54 |
| 2 | Anderson, Mauritz | MD | 2:48.22 |

200 YARD BREASTSTROKE

WOMEN 50-54

| | | | |
|----|-------------------|----|----------|
| 1 | Lewis, Kathleen | PA | *3:03.08 |
| 2 | Sotire, Bonnie | SC | 3:07.34 |
| 3 | Danes, Stefani | PA | 3:18.12 |
| 4 | Gidas, Jackie | PA | 3:18.30 |
| 5 | Lindsey, Connie | TX | 3:22.19 |
| 6 | Kaighin, Karen | PA | 3:37.94 |
| 7 | Aikin, Ann | TN | 3:38.63 |
| 8 | Mazzio, Eleanor | DE | 3:39.69 |
| 9 | Swanburg, Linda | TX | 3:43.60 |
| 10 | Broghamer, Sharon | FL | 3:54.57 |
| 11 | Rose, Lynne | IL | 3:57.27 |

WOMEN 55-59

| | | | |
|---|--------------------|----|----------|
| 1 | Burns, Colleen | NM | *3:15.76 |
| 2 | Cartee, Lynn | TN | 3:21.80 |
| 3 | Romayko, Janit | CT | 3:23.19 |
| 4 | Rosebrock, Janet | OH | 3:30.68 |
| 5 | Davies, Alison | TX | 3:36.27 |
| 6 | Keltner, Anneke | IL | 3:46.87 |
| 7 | Vanmeeteren, Greta | NC | 3:50.99 |
| 8 | Kaiser, Jane | MO | 4:04.91 |
| 9 | Kemp, Kathleen | PA | 4:07.57 |

WOMEN 60-64

| | | | |
|---|----------------------|----|---------|
| 1 | Jorgensen, Christine | MD | 3:44.09 |
| 2 | Bruin, Peggy | MI | 4:02.21 |
| 3 | Rosenbaum, Barbara | NJ | 4:07.62 |
| 4 | Henehan, Mary Pat | MO | 4:23.75 |
| 5 | Hutchinson, Joyce | FL | 4:30.17 |
| 6 | Wherley, Betty | OH | 4:45.66 |
| 7 | Hogan, Harriet | CO | 6:22.10 |

WOMEN 65-69

| | | | |
|---|--------------------|----|---------|
| 1 | Hardin, Lucille | TN | 4:06.57 |
| 2 | Dietz, Florence | AR | 4:11.86 |
| 3 | Fisher, Jane | NJ | 4:35.46 |
| 4 | Hence, June | NM | 4:48.47 |
| 5 | Harden, Gaile | AZ | 4:50.99 |
| 6 | Reynolds, Margaret | PA | 4:54.86 |
| 7 | Windish, Rita | VA | 5:19.76 |
| 8 | Hart, Patricia | PA | 6:01.27 |

WOMEN 70-74

| | | | |
|---|--------------------|----|---------|
| 1 | Moeller, Janet | NJ | 4:15.14 |
| 2 | Lancaster, Rocio | GA | 4:26.94 |
| 3 | Waldbaum, Joan | PA | 4:31.35 |
| 4 | Goines, Margaretta | NY | 4:33.34 |
| 5 | Senter, Betty | FL | 4:37.92 |
| 6 | Berning, Henrietta | IL | 4:47.10 |
| 7 | Smith, Jane | NY | 5:35.32 |
| 8 | Taylor, Ann | TN | 5:49.23 |

WOMEN 75-79

| | | | |
|----|----------------------|----|----------|
| 1 | Aaron, Ruth | NJ | *4:25.82 |
| 2 | Campbell, Joan | FL | 4:28.71 |
| 3 | Hagan, Marianne | NJ | 4:36.54 |
| 4 | Wadell, Constance | CA | 4:56.40 |
| 5 | D'Agostino, Irene | NY | 5:28.05 |
| 6 | Vowell, Mary | TN | 5:48.26 |
| 7 | Schulte, Betty | PA | 6:01.55 |
| 8 | Francis, Carol | KS | 7:08.99 |
| 9 | Wolle, Marian | NM | 7:10.78 |
| 10 | Wenstrom, Thelia Tee | TX | 7:19.58 |

WOMEN 80-84

| | | | |
|---|-----------------|----|----------|
| 1 | Wayne, Joan | NC | *4:25.23 |
| 2 | Tuovila, Miriam | VA | 4:51.43 |
| 3 | Goodel, Adele | VT | 5:25.01 |

* Denotes NSGA Record



2005 Summer National Senior Games - The Senior Olympics

Swimming continued from page 40

MEN 65-69

| | | | |
|----|---------------------|----|--------|
| 1 | Gillanders, David | AR | *29.53 |
| 2 | Puchalski, Donald | FL | 32.18 |
| 3 | Katz, Jerry | NJ | 32.67 |
| 4 | Williams, Robert | OH | 33.63 |
| 5 | Jones, William | ME | 34.06 |
| 6 | Anderson, Kenneth | SC | 37.09 |
| 7 | Marchbanks, Jerry | TX | 37.65 |
| 8 | Glanz, Hershel | TX | 40.02 |
| 9 | Sorel, Edward | MA | 40.59 |
| 10 | Kantrowitz, Kenneth | PA | 41.39 |
| 11 | Fried, Carl | FL | 41.40 |
| 12 | Schandl, Emil | FL | 41.44 |
| 13 | Durbin, Lou | PA | 41.98 |
| 14 | Pan, Cheng | NJ | 43.99 |
| 15 | Giustra, Frank | ME | 46.06 |
| 16 | Nicholson, Walter | CA | 51.39 |
| 17 | McGill, Donald | CO | 52.04 |

MEN 70-74

| | | | |
|----|-------------------|----|---------|
| 1 | Lauer, William | TN | 33.56 |
| 2 | Alvarado, Herbert | FL | 36.44 |
| 3 | Maheer, Owen | VA | 37.72 |
| 4 | Heebner, William | PA | 42.26 |
| 5 | Bongiorno, Joseph | SC | 44.41 |
| 6 | Chilton, Sam | WV | 46.17 |
| 7 | Newbury, Alfred | VA | 46.36 |
| 8 | Quick, Daniel | KY | 46.97 |
| 9 | Lyons, Thomas | VA | 48.21 |
| 10 | Garvin, James | OH | 48.77 |
| 11 | Ingram, Harry | MA | 55.89 |
| 12 | Larson, Herbert | WA | 1:00.70 |
| 13 | Jirran, Raymond | VA | 1:11.78 |

MEN 75-79

| | | | |
|---|-----------------|----|---------|
| 1 | Baldwin, Chuck | TX | *34.60 |
| 2 | Webber, Dick | NC | 38.47 |
| 3 | Payne, William | WI | 40.94 |
| 4 | Siskind, Isaak | NY | 46.25 |
| 5 | Haupt, Edward | NM | 46.91 |
| 6 | Case, Phil | VA | 50.25 |
| 7 | Maguire, Alfred | ID | 1:00.97 |
| 8 | Collings, John | MD | 1:01.22 |

MEN 80-84

| | | | |
|---|-------------------|----|---------|
| 1 | Anderson, James | FL | *46.22 |
| 2 | Blake, Robert | MO | 55.19 |
| 3 | Hall, Howard | FL | 1:08.55 |
| 4 | Roudebush, George | OH | 1:28.99 |

MEN 95-99

| | | | |
|---|----------------|----|---------|
| 1 | Campbell, Boyd | NC | 1:18.46 |
|---|----------------|----|---------|

100 YARD BUTTERFLY

WOMEN 50-54

| | | | |
|----|-----------------------|----|----------|
| 1 | Tufts, Mary | CA | *1:13.83 |
| 2 | Marinzel, Susan | PA | 1:14.20 |
| 3 | Miller, Jan | TX | 1:17.83 |
| 4 | Lewis, Kathleen | PA | 1:17.93 |
| 5 | Geyer, Colleen | PA | 1:21.01 |
| 6 | McDowell, Teresa | MO | 1:21.83 |
| 7 | Kay, Mary-Chris | CA | 1:25.90 |
| 8 | Guthrie-Feigen, Julie | WA | 1:31.46 |
| 9 | Lindsey, Connie | TX | 1:33.39 |
| 10 | Swanburg, Linda | TX | 1:50.59 |
| 11 | Weller, Terri | AL | 1:54.20 |

WOMEN 55-59

| | | | |
|---|-------------------|----|----------|
| 1 | Lallande, Ann | MD | *1:24.14 |
| 2 | Jastremski, Janet | PA | 1:24.34 |
| 3 | Black, Kathy | NM | 1:35.92 |
| 4 | Yunker, Carol | MA | 1:47.43 |
| 5 | Hoffman, Patricia | FL | 1:52.55 |
| 6 | Kaiser, Jane | MO | 2:00.34 |

WOMEN 60-64

| | | | |
|---|--------------------|----|---------|
| 1 | Hlavacek, Ida | AR | 1:42.13 |
| 2 | Bruin, Peggy | MI | 1:53.21 |
| 3 | Onton, Ann Louise | CT | 1:54.15 |
| 4 | McIntosh, Patricia | FL | 2:09.81 |
| 5 | Marshall, Margaret | UT | 2:21.73 |

WOMEN 65-69

| | | | |
|---|-------------------|----|---------|
| 1 | Henderson, Martha | FL | 1:58.76 |
| 2 | Williams, Diana | GA | 2:00.55 |
| 3 | Whalen, Nana | SC | 2:07.82 |
| 4 | Fisher, Jane | NJ | 2:11.78 |
| 5 | Daugherty, Mary | TN | 2:16.43 |
| 6 | Platt, Daryl | MD | 2:17.90 |
| 7 | Burnett, Anne | AZ | 2:22.99 |
| 8 | Hart, Patricia | PA | 4:28.04 |

WOMEN 70-74

| | | | |
|---|-----------------|----|---------|
| 1 | Moeller, Janet | NJ | 1:58.69 |
| 2 | Freeman, Janet | OH | 2:26.42 |
| 3 | Hertzberg, Ruth | CO | 2:50.51 |
| 4 | Williams, Mary | MI | 2:50.61 |

WOMEN 75-79

| | | | |
|---|-------------------|----|---------|
| 1 | Hagan, Marianne | NJ | 2:04.39 |
| 2 | Durstein, Nancy | FL | 2:19.60 |
| 3 | Diguisepe, Teresa | MI | 2:57.46 |
| 4 | Wolle, Marian | NM | 3:35.59 |

WOMEN 80-84

| | | | |
|---|--------------------|----|----------|
| 1 | Nochman, Lois Kivi | MI | *1:54.52 |
| 2 | Aseltine, Gwen | TX | 3:06.86 |
| 3 | Prycl, Elizabeth | PA | 3:47.56 |

WOMEN 85-89

| | | | |
|---|----------------|----|---------|
| 1 | Russell, Doris | MD | 2:55.29 |
|---|----------------|----|---------|

MEN 50-54

| | | | |
|---|----------------------|----|---------|
| 1 | Bliss, Thomas | FL | *58.21 |
| 2 | Djang, Philip | NM | 1:01.95 |
| 3 | Nagy, Thomas | NJ | 1:04.85 |
| 4 | King, Kenneth | MO | 1:08.64 |
| 5 | Varanasi, Sekhar | MI | 1:18.21 |
| 6 | Shaw, Douglas | VA | 1:24.56 |
| 7 | Rosenberger, Randall | TX | 1:40.21 |

MEN 55-59

| | | | |
|---|--------------------|----|---------|
| 1 | Shastid, Jon | KY | 1:01.57 |
| 2 | Seidman, Lawrence | NJ | 1:06.81 |
| 3 | Brannen, Frank | TN | 1:09.38 |
| 4 | Shippey, Dennis | TX | 1:12.10 |
| 5 | Redic, James | FL | 1:12.65 |
| 6 | Vaillancourt, Rand | MD | 1:15.57 |
| 7 | Conn, Christopher | OH | 1:18.00 |
| 8 | Daniels, Larry | CA | 1:20.25 |
| 9 | Liebman, Marc | PA | 1:32.93 |

MEN 60-64

| | | | |
|---|--------------------|----|----------|
| 1 | Freshley, Mike | CA | *1:08.01 |
| 2 | Morris, Michael | TN | 1:08.96 |
| 3 | White, Bernie | NC | 1:12.04 |
| 4 | Schachner, Stephen | PA | 1:22.80 |

| | | | |
|---|----------------|----|---------|
| 5 | Waters, Robert | TN | 1:35.05 |
| 6 | McCrea, Larry | NC | 3:22.57 |

MEN 65-69

| | | | |
|---|---------------------|----|---------|
| 1 | Gillanders, David | AR | 1:14.06 |
| 2 | Williams, Robert | OH | 1:22.00 |
| 3 | Jones, William | ME | 1:23.43 |
| 4 | Marchbanks, Jerry | TX | 1:31.29 |
| 5 | Gladfelter, David | NJ | 1:50.23 |
| 6 | Kantrowitz, Kenneth | PA | 1:56.13 |
| 7 | Clem, Harold | WV | 2:25.03 |

MEN 70-74

| | | | |
|----|-------------------|----|----------|
| 1 | Lauer, William | TN | *1:16.93 |
| 2 | Dobler, Wally | MI | 1:19.83 |
| 3 | Alvarado, Herbert | FL | 1:24.95 |
| 4 | Maheer, Owen | VA | 1:39.78 |
| 5 | Chilton, Sam | WV | 1:44.93 |
| 6 | Newbury, Alfred | VA | 1:51.38 |
| 7 | Quick, Daniel | KY | 1:54.01 |
| 8 | Bongiorno, Joseph | SC | 1:55.79 |
| 9 | Lyons, Thomas | VA | 1:56.42 |
| 10 | Smith, Don | FL | 2:45.27 |

MEN 75-79

| | | | |
|---|----------------|----|---------|
| 1 | Maine, Thomas | IL | 1:32.38 |
| 2 | Payne, William | WI | 1:36.87 |
| 3 | Staley, David | OH | 1:48.13 |
| 4 | Haupt, Edward | NM | 1:50.12 |
| 5 | Siskind, Isaak | NY | 1:55.91 |
| 6 | Marino, Bill | PA | 3:47.04 |

MEN 80-84

| | | | |
|---|--------------|----|---------|
| 1 | Strong, Doug | IN | 3:13.31 |
|---|--------------|----|---------|

50 YARD FREESTYLE

WOMEN 50-54
















































| | | | |
|----|--------------------|----|--------|
| 1 | Marinzel, Susan | PA | *28.01 |
| 2 | Sotire, Bonnie | SC | 29.72 |
| 3 | Miller, Jan | TX | 29.85 |
| 4 | Kay, Mary-Chris | CA | 30.01 |
| 5 | Uible, Barbara | OH | 30.76 |
| 6 | Gidas, Jackie | PA | 31.07 |
| 7 | McBride, Darcy | NE | 31.71 |
| 8 | Delaney, Valerie | IL | 32.56 |
| 9 | Medley, Wendy | KY | 32.84 |
| 10 | Aikin, Ann | TN | 32.91 |
| 11 | Spaulding, Betsy | OH | 34.01 |
| 12 | Flier, Vicki | MO | 34.38 |
| 13 | Mazzio, Eleanor | DE | 34.44 |
| 14 | Erickson, Marianne | MO | 34.94 |
| 15 | Sherwood, Kelly | MA | 38.63 |
| 16 | Sanner, Kathy | CO | 38.94 |
| 17 | McCurdy, Lucy | HI | 41.04 |
| 18 | Broghamer, Sharon | FL | 42.22 |
| 19 | King, Cari | AR | 42.61 |
| 20 | Dandy, Linda | KS | 46.53 |

WOMEN 55-59

| | | | |
|----|----------------------|----|-------|
| 1 | Flinn, Emma | TN | 31.01 |
| 2 | Spencer, Karla | FL | 31.12 |
| 3 | Hajec, Susan | DE | 31.40 |
| 4 | Jastremski, Janet | PA | 31.74 |
| 5 | Burns, Colleen | NM | 33.11 |
| 6 | Alter, Kathleen | PA | 33.24 |
| 7 | Yarbrough, Wilfriede | OK | 34.07 |
| 8 | Depolo, Arlene | NJ | 34.70 |
| 9 | Barnes, Tingle | PA | 34.76 |
| 10 | Payne, Brenda | TN | 35.22 |
| 11 | Davies, Alison | TX | 36.67 |

* Denotes NSGA Record

2005 Summer National Senior Games - The Senior Olympics

| | | | | | | | | | |
|---------------------------|----|----------|-------------------------|----|---------|-----------------------|----|----------|---|
| 19 Kehoe, Donald | NC | 40.33 | 18 Broghamer, Sharon | FL | 1:38.35 | 10 Story, Shirley | NC | 2:06.72 |  |
| 20 Schillinger, Ernest | MI | 40.49 | | | | 11 Williams, Mary | MI | 2:06.75 | |
| 21 Boiko, George | CA | 41.27 | WOMEN 55-59 | | | 12 Packard, Elizabeth | ME | 2:17.34 | |
| 22 Collie, John | IN | 41.58 | 1 Lallande, Ann | MD | 1:07.74 | WOMEN 75-79 | | | |
| 23 Blyth, Thomas | DE | 42.42 | 2 Hajec, Susan | DE | 1:09.27 | 1 Chadima, Judy | IA | 1:28.64 |  |
| 24 Farra, Ron | NY | 45.26 | 3 Flinn, Emma | TN | 1:09.54 | 2 Schuler, Laurine | OK | 1:34.18 |  |
| MEN 75-79 | | | 4 Spencer, Karla | FL | 1:10.51 | 3 Martin, Sara | PA | 1:38.15 |  |
| 1 Baldwin, Chuck | TX | *29.36 | 5 Burns, Colleen | NM | 1:12.72 | 4 Menges, Margaret | PA | 1:41.38 |  |
| 2 Webber, Dick | NC | 30.54 | 6 Jastremski, Janet | PA | 1:14.22 | 5 Meredith, Jeanne | VA | 1:44.05 |  |
| 3 Bower, Dick | LA | 30.82 | 7 Depolo, Arlene | NJ | 1:18.24 | 6 Aaron, Ruth | NJ | 1:45.10 |  |
| 4 Demas, Nickolas | NJ | 30.96 | 8 Payne, Brenda | TN | 1:18.60 | 7 Diguiseppe, Teresa | MI | 1:56.93 |  |
| 5 Woods, Albert | NY | 33.72 | 9 Barnes, Tingle | PA | 1:18.72 | 8 Billings, Betty | NC | 1:57.15 |  |
| 6 Wolle, Jordan | NM | 34.70 | 10 Romayko, Janit | CT | 1:22.72 | 9 Hecimovich, Helen | NV | 1:58.63 |  |
| 7 Elliott, Thomas | OH | 34.71 | 11 Michel, Judy | PA | 1:25.05 | 10 Crandall, Louise | IN | 2:12.66 |  |
| 8 Cornell, John | FL | 35.25 | 12 Yunker, Carol | MA | 1:25.16 | 11 Vowell, Mary | TN | 2:17.09 |  |
| 9 Miller, Harold | FL | 36.13 | 13 Weinberg, Wendy | AZ | 1:32.76 | 12 Severson, Florence | AZ | 2:20.08 |  |
| 10 Harris, Robert | PA | 37.50 | 14 McGovern, Anne | OH | 1:35.32 | 13 Zetts, Anita | NC | 2:24.95 |  |
| 11 Moore, Ernest | NJ | 38.16 | 15 Williams, Connie | CA | 1:43.31 | 14 Brown, Lila | TN | 2:28.63 |  |
| 12 Graves, Dick | MI | 39.19 | 16 Stancil, W Vivian | CA | 2:55.58 | 15 Francis, Carol | KS | 2:35.69 |  |
| 13 Clew, William | MA | 39.69 | WOMEN 60-64 | | | 16 Hofmann, Shirley | AR | 2:41.16 |  |
| 14 Franzak, George | MD | 40.21 | 1 Boone, Kay | TX | 1:13.07 | 17 Voelker, Irene | NM | 3:08.07 |  |
| 15 Brown, Stuart | TN | 41.45 | 2 Thompson-Lobb, Angela | PA | 1:27.10 | 18 Griffin, Ruth | CA | 3:57.98 |  |
| 16 Daws, Joseph | TN | 44.48 | 3 Crisp, Janet | FL | 1:30.83 | WOMEN 80-84 | | | |
| 17 Schalla, Gordon | WI | 47.83 | 4 Piilie, Kathleen | LA | 1:37.63 | 1 Williams, Catherine | WV | 1:49.98 |  |
| 18 Dalton, Al | ME | 48.32 | 5 Crum, Helen | VA | 1:38.16 | 2 Bross, Patricia | FL | 1:54.05 |  |
| 19 Rogers, Kenny | NV | 1:09.25 | 6 Dougherty, Beth | NY | 1:42.04 | 3 Hollyday, Mary | VA | 2:03.95 |  |
| MEN 80-84 | | | 7 Baldner, H Marie | ID | 1:45.87 | 4 Chadwick, Marion | WA | 2:22.27 |  |
| 1 Blake, Robert | MO | *34.22 | 8 Dobie, Nancy | RI | 1:54.78 | 5 Lesko, Josephine | OH | 2:24.90 | |
| 2 Sigersmith, Robert | FL | 37.15 | 9 Case, Bonnie | IN | 1:57.47 | 6 Gatza, Willie | CO | 2:38.03 | |
| 3 Glasco, James | VA | 37.17 | 10 Hogan, Harriet | CO | 1:58.28 | 7 Archer, Dorothy | DE | 2:54.71 | |
| 4 Hogenmiller, William | PA | 40.55 | 11 McGinniss, J Louise | DE | 2:04.55 | 8 Melick, Florence | NJ | 2:59.00 | |
| 5 Geffert, Andrew | CA | 41.30 | 12 McCaleb, Marjorie | VA | 2:09.25 | WOMEN 85-89 | | | |
| 6 Shannon, Baker | TX | 43.62 | 13 Ottosen, Sue | GA | 2:12.25 | 1 Russell, Doris | MD | *1:59.28 |  |
| 7 Kidd, Arthur | GA | 45.45 | 14 Kelley, Sharon | NY | 2:41.99 | 2 Castillo, Martha | FL | 2:08.81 |  |
| 8 Bales, Donald | TN | 45.74 | WOMEN 65-69 | | | 3 Szuis, Annie | NY | 2:15.69 |  |
| 9 Hieber, Gebhard | OH | 50.26 | 1 Clifford, Gynt | AZ | 1:18.85 | 4 Williamson, Gladys | IN | 2:22.65 |  |
| 10 Siegel, Herbert | TX | 55.94 | 2 Bower, Barbara | LA | 1:22.74 | 5 Townend, Pollie | NJ | 2:22.86 |  |
| 11 Cranch, John | NY | 56.85 | 3 Magill, Marge | MA | 1:26.42 | 6 Hanks, Beth | OH | 2:33.35 |  |
| 12 Thompson, Donald | NM | 1:02.90 | 4 Shea, Shirley | NC | 1:27.60 | 7 Dunivin, Anne | GA | 3:42.92 |  |
| MEN 85-89 | | | 5 Williams, Diana | GA | 1:32.52 | 8 Rocos, Irene | TN | 3:50.22 |  |
| 1 Barstow, Ward | PA | *42.14 | 6 Henderson, Martha | FL | 1:33.94 | 9 Purvis, Regina | NY | 3:53.41 |  |
| 2 Tatum, John | DC | 51.61 | 7 Golan, Helen | SC | 1:35.05 | 10 Schwartz, Beatrice | MD | 4:36.64 |  |
| 3 Anderson, Mauritz | MD | 1:02.80 | 8 Dallow, Mary | NC | 1:35.13 | WOMEN 90-94 | | | |
| 4 Clark, Roy | AZ | 1:13.06 | 9 Fishlock, Shirley | FL | 1:37.34 | 1 Wolfert, Marian | OH | 2:47.15 |  |
| MEN 90-94 | | | 10 Papich, Sandra | TX | 1:37.40 | 2 Riordan, F. Dorothy | KY | 3:10.19 |  |
| 1 Espenscheid, Robert | FL | 47.68 | 11 Hence, June | NM | 1:42.93 | 3 Evans, Grace | NC | 4:12.59 |  |
| 2 Haswell, Harold | TX | 1:41.70 | 12 Morrisette, Darla | MI | 1:43.40 | 4 Zdeb, Verda | DE | 5:32.46 | |
| 100 YARD FREESTYLE | | | 13 Buck, Kitty | MI | 1:43.51 | MEN 50-54 | | | |
| WOMEN 50-54 | | | 14 Jenkins, Lauletta | DC | 1:44.05 | 1 Childers, David | TX | 57.61 |  |
| 1 Marinzel, Susan | PA | *1:02.90 | 15 Platt, Daryl | MD | 1:46.00 | 2 Parker, Roger | MS | 58.88 |  |
| 2 Surdoval, Nancy | NY | 1:03.97 | 16 Warr, Marilane | TN | 1:46.79 | 3 Taliaferro, William | AR | 59.10 |  |
| 3 Tufts, Mary | CA | 1:05.09 | 17 Duquin, Dona | NM | 1:50.62 | 4 Nagy, Thomas | NJ | 59.22 |  |
| 4 Geyer, Colleen | PA | 1:07.69 | 18 Morgan, Nancy | NY | 2:11.36 | 5 Fisk, Floyd | NV | 59.23 |  |
| 5 Guins, Ann | OH | 1:08.49 | 19 Reddington, Shirley | PA | 2:41.56 | 6 King, Kenneth | MO | 59.58 |  |
| 6 Kay, Mary-Chris | CA | 1:09.03 | 20 Lemke, Jeannette | OH | 2:52.38 | 7 Keller, James | KY | 59.86 |  |
| 7 Medley, Wendy | KY | 1:12.07 | 21 Murphy, Eula | OH | 2:59.52 | 8 Maul, George | NY | 1:02.43 |  |
| 8 Delaney, Valerie | IL | 1:14.20 | 22 Stevens, Geneva | OH | 3:28.03 | 9 Saltzman, Edward | GA | 1:02.47 | |
| 9 Aikin, Ann | TN | 1:17.39 | 23 Jensen, Barbara | MA | 4:27.21 | 10 Shields, Barry | PA | 1:03.57 | |
| 10 Spaulding, Betsy | OH | 1:18.31 | WOMEN 70-74 | | | 11 Gibbons, Steven | MS | 1:04.96 | |
| 11 Flier, Vicki | MO | 1:21.95 | 1 Lancaster, Rocio | GA | 1:32.86 | 12 Meyer, Larry | TX | 1:05.01 | |
| 12 Kaighin, Karen | PA | 1:22.69 | 2 Hanes, Alice | IL | 1:36.31 | 13 White, John | WI | 1:20.03 | |
| 13 Vonderharr, Mary | MN | 1:23.24 | 3 Freeman, Janet | OH | 1:37.37 | MEN 55-59 | | | |
| 14 Lee, Patricia | PA | 1:24.95 | 4 Granath, Anne | NC | 1:42.09 | 1 Shastid, Jon | KY | 54.32 |  |
| 15 Whiteside, Margaret | MD | 1:28.54 | 5 Berning, Henrietta | IL | 1:48.02 | 2 Huffman, Michael | TX | 55.25 |  |
| 16 Casper, Patricia | DE | 1:32.25 | 6 Vanwelt, Roberta | NM | 1:49.99 | 3 Wein, Arthur | NJ | 55.58 |  |
| 17 McCurdy, Lucy | HI | 1:34.20 | 7 Tolaro, Gloria | WA | 1:50.15 | | | | |
| | | | 8 Aceves, Ann | NM | 1:55.44 | | | | |
| | | | 9 Taylor, Ann | TN | 2:06.28 | | | | |

* Denotes NSGA Record

2005 Summer National Senior Games - The Senior Olympics

| | | | |
|----|---------------------|----|---------|
| 10 | Hecimovich, Helen | NV | 4:48.25 |
| 11 | Crandall, Louise | IN | 5:02.81 |
| 12 | Engstrom-Heg, Verna | NY | 5:16.85 |
| 13 | Zetts, Anita | NC | 5:25.08 |
| 14 | Brown, Lila | TN | 5:25.59 |
| 15 | Francis, Carol | KS | 5:32.86 |

WOMEN 80-84

| | | | |
|---|------------------|----|---------|
| 1 | Wayne, Joan | NC | 3:40.43 |
| 2 | Bross, Patricia | FL | 4:20.20 |
| 3 | Hollyday, Mary | VA | 5:01.38 |
| 4 | Chadwick, Marion | WA | 5:29.00 |
| 5 | Ribinsky, Gladys | NJ | 6:29.82 |
| 6 | Wixted, Mary | NJ | 6:58.65 |

WOMEN 85-89

| | | | |
|---|--------------------|----|---------|
| 1 | Russell, Doris | MD | 4:31.61 |
| 2 | Szuis, Annie | NY | 5:23.10 |
| 3 | Williamson, Gladys | IN | 5:25.02 |
| 4 | Hanks, Beth | OH | 6:04.72 |
| 5 | Dunivin, Anne | GA | 7:27.09 |
| 6 | Schwartz, Beatrice | MD | 9:59.27 |

MEN 50-54

| | | | |
|----|----------------------|----|---------|
| 1 | Thornton, James | PA | 2:01.35 |
| 2 | Tingley, William | KY | 2:11.90 |
| 3 | King, Kenneth | MO | 2:15.07 |
| 4 | Shields, Barry | PA | 2:18.20 |
| 5 | Nagy, Thomas | NJ | 2:18.37 |
| 6 | Saltzman, Edward | GA | 2:19.70 |
| 7 | Keller, James | KY | 2:20.98 |
| 8 | Parker, Roger | MS | 2:22.34 |
| 9 | Kroner, Sheldon | TX | 2:23.44 |
| 10 | Maul, George | NY | 2:25.84 |
| 11 | Shaw, Douglas | VA | 2:37.32 |
| 12 | Rosenberger, Randall | TX | 2:42.85 |
| 13 | White, John | WI | 3:04.34 |

MEN 55-59

| | | | |
|----|--------------------|----|---------|
| 1 | Huffman, Michael | TX | 2:03.51 |
| 2 | Brannen, Frank | TN | 2:08.85 |
| 3 | Zakim, Jack | NJ | 2:08.99 |
| 4 | Rollins, Bruce | TX | 2:09.59 |
| 5 | Matyko, Dennis | FL | 2:14.94 |
| 6 | Harmer, David | CA | 2:20.26 |
| 7 | Magin, Randy | FL | 2:21.61 |
| 8 | Daniels, Larry | CA | 2:21.80 |
| 9 | Stephens, Williams | IL | 2:26.51 |
| 10 | Lehatto, Paul | KS | 2:28.01 |
| 11 | Vaillancourt, Rand | MD | 2:31.48 |
| 12 | Sirinek, Dale | PA | 2:33.24 |
| 13 | Born, Charles | TX | 2:36.74 |
| 14 | Ringler, David | LA | 2:40.72 |
| 15 | Mathwick, James | MD | 2:51.52 |
| 16 | Porter, James | OH | 3:00.15 |

MEN 60-64

| | | | |
|----|------------------|----|----------|
| 1 | Casey, Robert | PA | *2:06.57 |
| 2 | Todd, Richard | CA | 2:12.57 |
| 3 | Morris, Michael | TN | 2:16.31 |
| 4 | Buys, Joe | MI | 2:20.75 |
| 5 | Kroeger, Donald | MI | 2:26.65 |
| 6 | Vermeulen, John | NC | 2:27.76 |
| 7 | Lauer, Peter | PA | 2:28.78 |
| 8 | Edwards, Morgan | CO | 2:37.65 |
| 9 | Waters, Robert | TN | 2:41.89 |
| 10 | Hartman, Robert | CT | 2:44.25 |
| 11 | VonHellens, Rolf | PA | 2:47.61 |
| 12 | Stone, Bob | OH | 2:58.86 |
| 13 | Maggert, Ivan | GA | 4:38.84 |

MEN 65-69

| | | | |
|----|-------------------|----|---------|
| 1 | Hall, Sid | OH | 2:22.86 |
| 2 | Fairfield, David | CA | 2:24.31 |
| 3 | Katz, Jerry | NJ | 2:32.68 |
| 4 | Blake, William | TX | 2:35.47 |
| 5 | Streett, Robert | MO | 2:41.39 |
| 6 | Helm, Frank | CA | 2:41.86 |
| 7 | Bromwell, Kent | MD | 2:43.68 |
| 8 | Goldman, James | PA | 2:45.83 |
| 9 | Sorel, Edward | MA | 2:51.32 |
| 10 | Anderson, Kenneth | SC | 2:54.27 |
| 11 | Leggett, L. Waldo | TX | 2:54.96 |
| 12 | Giustra, Frank | ME | 2:59.46 |
| 13 | McGill, Donald | CO | 2:59.79 |
| 14 | Fried, Carl | FL | 3:02.82 |
| 15 | Chuyen, Herb | GA | 3:03.20 |
| 16 | Rosborough, James | TX | 3:10.03 |
| 17 | Williams, John | CA | 3:51.98 |

MEN 70-74

| | | | |
|----|---------------------|----|----------|
| 1 | Lauer, William | TN | *2:30.02 |
| 2 | Lehman, Fred | IL | 2:39.34 |
| 3 | Kerr, Philip | MD | 2:45.55 |
| 4 | Maher, Owen | VA | 2:49.90 |
| 5 | Bethel, Howard | MT | 2:55.71 |
| 6 | Grohe, William | CA | 2:57.23 |
| 7 | Kime, Charles | PA | 2:58.94 |
| 8 | Milliman, Mike | CA | 2:59.42 |
| 9 | Bronk, Burt | MD | 3:02.47 |
| 10 | O'Shaughnessy, Rich | DE | 3:03.60 |
| 11 | Knowlton, Samuel | SC | 3:03.68 |
| 12 | Nagi, Joseph | HI | 3:04.60 |
| 13 | Bongiorno, Joseph | SC | 3:09.06 |
| 14 | Garvin, James | OH | 3:12.16 |
| 15 | Murphy, Ray | MA | 3:13.25 |
| 16 | Gaines, Francis | NC | 3:16.91 |
| 17 | Fischl, Robert | NJ | 3:26.02 |
| 18 | Schillinger, Ernest | MI | 3:27.81 |
| 19 | Farra, Ron | NY | 4:26.08 |

MEN 75-79

| | | | |
|----|------------------|----|----------|
| 1 | Bower, Dick | LA | *2:45.06 |
| 2 | Byers, W. Morgan | WI | 2:48.13 |
| 3 | Webber, Dick | NC | 2:49.21 |
| 4 | Maine, Thomas | IL | 2:58.05 |
| 5 | Wolle, Jordan | NM | 3:12.40 |
| 6 | Cornell, John | FL | 3:22.23 |
| 7 | Elliott, Thomas | OH | 3:25.29 |
| 8 | Graves, Dick | MI | 3:32.60 |
| 9 | Harris, Robert | PA | 3:41.34 |
| 10 | Brown, Stuart | TN | 3:42.76 |
| 11 | Moore, Ernest | NJ | 3:56.13 |
| 12 | Daws, Joseph | TN | 3:59.71 |
| 13 | Marino, Bill | PA | 4:07.71 |
| 14 | Dalton, Al | ME | 4:35.35 |

MEN 80-84

| | | | |
|----|--------------------|----|----------|
| 1 | Blake, Robert | MO | *3:00.31 |
| 2 | Glassco, James | VA | 3:12.45 |
| 3 | Sigersmith, Robert | FL | 3:26.30 |
| 4 | Larson, Ole | SC | 3:36.92 |
| 5 | Strong, Doug | IN | 3:45.32 |
| 6 | Hewett, William | OH | 4:02.55 |
| 7 | Kidd, Arthur | GA | 4:10.22 |
| 8 | Cranch, John | NY | 4:12.77 |
| 9 | Shannon, Baker | TX | 4:15.11 |
| 10 | Welch, Harry | TN | 4:21.34 |
| 11 | Turnock, Nick | PA | 4:24.64 |
| 12 | Lamb, Robert | OH | 4:26.62 |
| 13 | Siegel, Herbert | TX | 4:56.57 |

MEN 85-89

| | | | |
|---|---------------|----|---------|
| 1 | Barstow, Ward | PA | 3:51.15 |
|---|---------------|----|---------|

MEN 95-99

| | | | |
|---|----------------|----|---------|
| 1 | Campbell, Boyd | NC | 6:40.50 |
|---|----------------|----|---------|

500 YARD FREESTYLE

WOMEN 50-54

| | | | |
|----|-------------------|----|----------|
| 1 | Tufts, Mary | CA | *6:31.90 |
| 2 | Surdoval, Nancy | NY | 6:33.16 |
| 3 | Geyer, Colleen | PA | 6:38.48 |
| 4 | Sotire, Bonnie | SC | 6:50.95 |
| 5 | McDowell, Teresa | MO | 6:54.18 |
| 6 | Danes, Stefani | PA | 7:13.00 |
| 7 | Medley, Wendy | KY | 7:17.85 |
| 8 | Kaighin, Karen | PA | 7:37.23 |
| 9 | Swanburg, Linda | TX | 7:54.25 |
| 10 | Holloway, Colleen | TX | 7:58.08 |
| 11 | Lindsey, Connie | TX | 8:23.71 |
| 12 | McCurdy, Lucy | HI | 9:41.29 |

WOMEN 55-59

| | | | |
|----|--------------------|----|----------|
| 1 | Flinn, Emma | TN | 7:07.58 |
| 2 | Lallande, Ann | MD | 7:19.61 |
| 3 | Rosebrock, Janet | OH | 7:31.99 |
| 4 | Barnes, Tingle | PA | 7:50.65 |
| 5 | Michel, Judy | PA | 7:53.02 |
| 6 | Yunker, Carol | MA | 8:02.49 |
| 7 | Romayko, Janit | CT | 8:27.45 |
| 8 | Weinberg, Wendy | AZ | 9:01.85 |
| 9 | Johnson, Barbara | WA | 9:03.21 |
| 10 | Vanmeeteren, Greta | NC | 9:10.41 |
| 11 | Beardsley, Cate | NY | 9:38.28 |
| 12 | Dokus, Rosemarie | NH | 13:58.21 |

WOMEN 60-64

| | | | |
|----|--------------------|----|----------|
| 1 | Pohlmann, Mary | IL | 6:57.63 |
| 2 | Boone, Kay | TX | 7:57.36 |
| 3 | Libby, Joan | MD | 8:56.44 |
| 4 | Crisp, Janet | FL | 9:09.59 |
| 5 | McIntosh, Patricia | FL | 9:23.85 |
| 6 | Pillie, Kathleen | LA | 9:28.48 |
| 7 | Sauer, De Ette | TX | 9:32.55 |
| 8 | Wherley, Betty | OH | 9:49.32 |
| 9 | Dougherty, Beth | NY | 9:53.58 |
| 10 | Dobie, Nancy | RI | 12:02.10 |
| 11 | Young, Barbara | WA | 12:25.42 |
| 12 | Kelley, Sharon | NY | 15:30.11 |

WOMEN 65-69

| | | | |
|----|-------------------|----|----------|
| 1 | Brown, Nancy | MD | *7:39.67 |
| 2 | Bower, Barbara | LA | 8:02.67 |
| 3 | Magill, Marge | MA | 8:29.44 |
| 4 | Williams, Diana | GA | 8:54.44 |
| 5 | Arnold, Patricia | LA | 9:07.23 |
| 6 | Papich, Sandra | TX | 9:18.18 |
| 7 | Averette, Joan | VA | 9:23.26 |
| 8 | Gogola, Laura | MI | 9:25.10 |
| 9 | Henderson, Martha | FL | 9:26.20 |
| 10 | Hence, June | NM | 9:43.34 |
| 11 | Dallow, Mary | NC | 9:48.07 |
| 12 | Fishlock, Shirley | FL | 9:59.69 |
| 13 | Morrisette, Darla | MI | 10:08.77 |
| 14 | Parr, Barbara | DE | 10:18.57 |
| 15 | Dietz, Florence | AR | 10:46.87 |
| 16 | Guerrero, Faye | AZ | 11:45.24 |
| 17 | Murphy, Eula | OH | 19:08.92 |




WOMEN 70-74

| | | | |
|---|--------------|----|---------|
| 1 | Hanes, Alice | IL | 9:31.70 |
|---|--------------|----|---------|

* Denotes NSGA Record





2005 Summer National Senior Games - The Senior Olympics

| | | | |
|--|----------------------|----|----------|
|  | 2 Freeman, Janet | OH | 9:45.35 |
| | 3 Granath, Anne | NC | 9:53.16 |
| | 4 Berning, Henrietta | IL | 10:38.18 |
| | 5 Aceves, Ann | NM | 11:02.57 |
|  | 6 Tolaro, Gloria | WA | 11:17.83 |
| | 7 Packard, Elizabeth | ME | 12:05.58 |
| | 8 Mackie, Nellieray | DE | 12:32.25 |
| | 9 Taylor, Ann | TN | 12:45.28 |
|  | 10 Harrison, Anna | NM | 13:14.81 |


WOMEN 75-79

| | | | |
|--|------------------------|----|----------|
| | 1 Campbell, Joan | FL | 9:05.48 |
| | 2 Durstein, Nancy | FL | 9:21.10 |
|  | 3 Martin, Sara | PA | 10:10.43 |
| | 4 Menges, Margaret | PA | 10:11.04 |
| | 5 Meredith, Jeanne | VA | 10:12.73 |
|  | 6 Aaron, Ruth | NJ | 10:20.51 |
| | 7 Kouris, Joanne | CO | 10:44.21 |
| | 8 D'Agostino, Irene | NY | 10:52.15 |
| | 9 Gilman, Roxie | TX | 12:00.08 |
|  | 10 Wolle, Marian | NM | 12:09.04 |
| | 11 Engstrom-Heg, Verna | NY | 12:29.06 |
| | 12 Phillips, Bernice | WA | 12:31.31 |
| | 13 Hecimovich, Helen | NV | 13:30.79 |


WOMEN 80-84

| | | | |
|--|---------------------|----|----------|
|  | 1 Johnson, Cornelia | ME | 14:16.37 |
| | 2 Chadwick, Marion | WA | 14:28.97 |
|  | 3 Schwartz, Annette | TX | 15:51.35 |
| | 4 Ribinsky, Gladys | NJ | 17:10.91 |
| | 5 Deuble, Hazel | OH | 19:50.70 |




WOMEN 85-89

| | | | |
|---|----------------------|----|----------|
|  | 1 Russell, Doris | MD | 12:49.75 |
| | 2 Purvis, Regina | NY | 19:02.19 |
| | 3 Schwartz, Beatrice | MD | 26:40.43 |

WOMEN 90-94

| | | | |
|--|-------------------|----|-----------|
|  | 1 Wolfert, Marian | OH | *16:38.69 |
| | 2 Zdeb, Verda | DE | 26:28.38 |


MEN 50-54

| | | | |
|--|------------------------|----|---------|
|  | 1 Tingley, William | KY | 5:58.63 |
| | 2 Shields, Barry | PA | 6:10.67 |
|  | 3 Kroner, Sheldon | TX | 6:21.67 |
| | 4 Fisk, Floyd | NV | 6:26.51 |
| | 5 Rosenberger, Randall | TX | 7:11.13 |
| | 6 White, John | WI | 8:12.52 |
|  | 7 Buterbaugh, John | PA | 8:34.00 |

MEN 55-59

| | | | |
|--|----------------------|----|---------|
|  | 1 Huffman, Michael | TX | 5:44.21 |
| | 2 Zakim, Jack | NJ | 5:55.53 |
|  | 3 Matyko, Dennis | FL | 6:20.23 |
| | 4 Harmer, David | CA | 6:24.46 |
| | 5 Seidman, Lawrence | NJ | 6:29.35 |
|  | 6 Conn, Christopher | OH | 6:32.91 |
| | 7 Weisbrod, J. Andre | PA | 6:33.43 |
| | 8 Magin, Randy | FL | 6:35.32 |
| | 9 Stephens, Williams | IL | 6:44.36 |
|  | 10 Sirinek, Dale | PA | 7:06.48 |
| | 11 Conover, Steven | NH | 7:12.45 |
| | 12 Mann, Thomas | NY | 7:16.05 |
|  | 13 Ringler, David | LA | 7:23.73 |
| | 14 Mathwick, James | MD | 7:52.93 |

MEN 60-64

| | | | |
|--|------------------|----|----------|
|  | 1 Casey, Robert | PA | *5:42.88 |
| | 2 Todd, Richard | CA | 6:17.28 |
| | 3 Freshley, Mike | CA | 6:18.75 |

| | | | |
|--|----------------------|----|----------|
| | 4 Buys, Joe | MI | 6:22.95 |
| | 5 Lauer, Peter | PA | 6:58.42 |
| | 6 Waters, Robert | TN | 7:16.38 |
| | 7 Schachner, Stephen | PA | 7:39.20 |
| | 8 Stone, Bob | OH | 8:15.56 |
| | 9 Rodwick, John | NM | 9:00.12 |
| | 10 Maggert, Ivan | GA | 13:21.92 |

MEN 65-69

| | | | |
|--|----------------------|----|----------|
| | 1 Fairfield, David | CA | 6:32.70 |
| | 2 Medici, John | OH | 6:47.84 |
| | 3 Helm, Frank | CA | 7:10.40 |
| | 4 Williams, Robert | OH | 7:28.95 |
| | 5 Goldman, James | PA | 7:29.98 |
| | 6 Sorel, Edward | MA | 7:42.44 |
| | 7 Streett, Robert | MO | 7:47.99 |
| | 8 Anderson, Kenneth | SC | 7:52.07 |
| | 9 Bromwell, Kent | MD | 8:02.84 |
| | 10 McGill, Donald | CO | 8:07.26 |
| | 11 Chuvén, Herb | GA | 8:30.84 |
| | 12 Warr, Otis | TN | 9:06.15 |
| | 13 Gladfelter, David | NJ | 9:29.33 |
| | 14 Barr, Pat | WA | 11:03.82 |

MEN 70-74

| | | | |
|--|------------------------|----|----------|
| | 1 Lauer, William | TN | *6:40.82 |
| | 2 Lehman, Fred | IL | 7:28.25 |
| | 3 Kerr, Philip | MD | 7:42.12 |
| | 4 Nagi, Joseph | HI | 8:37.61 |
| | 5 Bongiorno, Joseph | SC | 8:37.89 |
| | 6 Garvin, James | OH | 8:44.04 |
| | 7 Gaines, Francis | NC | 8:44.22 |
| | 8 Kime, Charles | PA | 8:52.75 |
| | 9 O'Shaughnessy, Rich | DE | 9:15.26 |
| | 10 Murphy, Ray | MA | 9:17.89 |
| | 11 Schillinger, Ernest | MI | 9:32.62 |
| | 12 Fischl, Robert | NJ | 9:45.76 |
| | 13 Vanderaa, John | IN | 13:15.74 |

MEN 75-79

| | | | |
|--|--------------------|----|----------|
| | 1 Byers, W. Morgan | WI | 7:44.78 |
| | 2 Bower, Dick | LA | 8:01.06 |
| | 3 Wolle, Jordan | NM | 8:32.19 |
| | 4 Staley, David | OH | 8:49.04 |
| | 5 Graves, Dick | MI | 9:39.89 |
| | 6 Brown, Stuart | TN | 10:04.95 |
| | 7 Harris, Robert | PA | 10:29.24 |
| | 8 Collings, John | MD | 10:35.18 |
| | 9 Marino, Bill | PA | 11:06.10 |

MEN 80-84

| | | | |
|--|------------------------|----|----------|
| | 1 Blake, Robert | MO | *8:36.79 |
| | 2 Sigersmith, Robert | FL | 9:16.15 |
| | 3 Larson, Ole | SC | 9:49.21 |
| | 4 Strong, Doug | IN | 10:06.83 |
| | 5 Turnock, Nick | PA | 11:22.36 |
| | 6 Kidd, Arthur | GA | 11:22.59 |
| | 7 Cranch, John | NY | 11:28.63 |
| | 8 Hogenmiller, William | PA | 11:36.30 |
| | 9 Welch, Harry | TN | 11:38.55 |
| | 10 Lamb, Robert | OH | 12:11.91 |
| | 11 Scherbarth, James | NC | 13:06.32 |
| | 12 Siegel, Herbert | TX | 13:14.13 |

MEN 85-89

| | | | |
|--|---------------------|----|-----------|
| | 1 Barstow, Ward | PA | *10:58.63 |
| | 2 Ansell, George | PA | 12:48.00 |
| | 3 Bartels, Bernhard | TX | 13:30.34 |

MEN 95-99

| | | | |
|--|------------------|----|----------|
| | 1 Campbell, Boyd | NC | 16:38.28 |
|--|------------------|----|----------|

100 YARD IM

WOMEN 50-54

| | | | |
|--|------------------------|----|----------|
| | 1 Surdoval, Nancy | NY | *1:14.24 |
| | 2 Lewis, Kathleen | PA | 1:14.33 |
| | 3 Tufts, Mary | CA | 1:17.71 |
| | 4 Gidas, Jackie | PA | 1:18.91 |
| | 5 Kay, Mary-Chris | CA | 1:19.65 |
| | 6 Sotire, Bonnie | SC | 1:20.18 |
| | 7 Holloway, Colleen | TX | 1:21.76 |
| | 8 Medley, Wendy | KY | 1:24.59 |
| | 9 Danes, Stefani | PA | 1:24.79 |
| | 10 Uible, Barbara | OH | 1:24.93 |
| | 11 Delaney, Valerie | IL | 1:27.67 |
| | 12 Mazzio, Eleanor | DE | 1:32.93 |
| | 13 Spaulding, Betsy | OH | 1:33.88 |
| | 14 Vonderharr, Mary | MN | 1:35.75 |
| | 15 Swanburg, Linda | TX | 1:35.85 |
| | 16 Kaighin, Karen | PA | 1:35.88 |
| | 17 Myers, Deborah | TN | 1:39.19 |
| | 18 Whiteside, Margaret | MD | 1:44.04 |
| | 19 Dandy, Linda | KS | 2:11.76 |

WOMEN 55-59

| | | | |
|--|----------------------|----|---------|
| | 1 Betz, Martha | MD | 1:19.48 |
| | 2 Spencer, Karla | FL | 1:21.42 |
| | 3 Hajec, Susan | DE | 1:21.98 |
| | 4 Jastremski, Janet | PA | 1:23.38 |
| | 5 Flinn, Emma | TN | 1:26.69 |
| | 6 Depolo, Arlene | NJ | 1:33.45 |
| | 7 Alter, Kathleen | PA | 1:34.35 |
| | 8 Black, Kathy | NM | 1:35.29 |
| | 9 Hench, Tanya | PA | 1:39.30 |
| | 10 Kimball, Kathleen | NH | 1:46.57 |
| | 11 Kaiser, Jane | MO | 1:47.17 |
| | 12 Gardner, Karen | FL | 2:06.33 |
| | 13 Vogl, Edith | MD | 2:15.67 |

WOMEN 60-64

| | | | |
|--|----------------------|----|----------|
| | 1 Onton, Ann Louise | CT | *1:39.88 |
| | 2 Sauer, De Ette | TX | 1:48.03 |
| | 3 Rosenbaum, Barbara | NJ | 1:48.07 |
| | 4 Dickey, Mary Jean | CO | 1:48.74 |
| | 5 Henehan, Mary Pat | MO | 1:49.39 |
| | 6 Pilie, Kathleen | LA | 1:58.50 |
| | 7 Young, Barbara | WA | 2:06.35 |
| | 8 Ludick, Jane | SC | 2:19.32 |
| | 9 Marshall, Margaret | UT | 2:25.46 |

WOMEN 65-69

| | | | |
|--|----------------------|----|---------|
| | 1 Clifford, Gynt | AZ | 1:34.15 |
| | 2 Palmer, M. Lynn | AR | 1:47.32 |
| | 3 Henderson, Martha | FL | 1:48.38 |
| | 4 Arnold, Patricia | LA | 1:49.12 |
| | 5 Gogola, Laura | MI | 1:49.55 |
| | 6 Whalen, Nana | SC | 1:52.24 |
| | 7 Whitlock, Shelly | TX | 1:52.29 |
| | 8 Burnett, Anne | AZ | 1:53.85 |
| | 9 Pearsall, Marjorie | MD | 1:56.14 |
| | 10 Buck, Kitty | MI | 1:58.50 |
| | 11 Daugherty, Mary | TN | 1:58.65 |
| | 12 Medve, Marylee | PA | 1:58.97 |
| | 13 Platt, Daryl | MD | 2:03.33 |
| | 14 Guss-Nelson, Judy | WY | 2:52.20 |

WOMEN 70-74

| | | | |
|--|-------------------|----|----------|
| | 1 Anderson, Sumie | AZ | *1:44.28 |
| | 2 Moeller, Janet | NJ | 1:48.45 |
| | 3 Clarke, Mary | MI | 1:50.27 |
| | 4 Waldbaum, Joan | PA | 1:59.92 |
| | 5 Stevens, Ann | IL | 1:59.97 |

2005 Summer National Senior Games - The Senior Olympics

| | | | |
|----|------------------|----|---------|
| 6 | Vanwelt, Roberta | NM | 2:02.51 |
| 7 | Senter, Betty | FL | 2:03.73 |
| 8 | Hicks, Amy | MA | 2:08.67 |
| 9 | Bryce, Karen | WA | 2:19.34 |
| 10 | Williams, Mary | MI | 2:26.19 |

WOMEN 75-79

| | | | |
|----|---------------------|----|---------|
| 1 | Durstein, Nancy | FL | 2:00.88 |
| 2 | Kysor, Stefanena | NY | 2:03.47 |
| 3 | Menges, Margaret | PA | 2:06.05 |
| 4 | D'Agostino, Irene | NY | 2:12.19 |
| 5 | Diguiseppa, Teresa | MI | 2:18.74 |
| 6 | Kouris, Joanne | CO | 2:23.68 |
| 7 | Froeder, Rosemarie | NJ | 2:41.83 |
| 8 | Gilman, Roxie | TX | 2:43.00 |
| 9 | Engstrom-Heg, Verna | NY | 2:46.52 |
| 10 | Wolle, Marian | NM | 2:50.57 |
| 11 | Vowell, Mary | TN | 2:57.62 |
| 12 | Griffin, Ruth | CA | 5:14.09 |

WOMEN 80-84

| | | | |
|---|---------------------|----|----------|
| 1 | Nochman, Lois Kivi | MI | *1:53.13 |
| 2 | Wayne, Joan | NC | 2:01.82 |
| 3 | Tuovila, Miriam | VA | 2:19.84 |
| 4 | Berkley, Marianna | VA | 2:24.91 |
| 5 | Williams, Catherine | WV | 2:25.08 |
| 6 | Johnson, Cornelia | ME | 2:38.60 |
| 7 | Prycl, Elizabeth | PA | 2:41.84 |
| 8 | Gatza, Willie | CO | 3:50.43 |

WOMEN 85-89

| | | | |
|---|---------------|----|----------|
| 1 | Glusac, Edith | MI | *2:47.02 |
|---|---------------|----|----------|

WOMEN 90-94

| | | | |
|---|-----------------|----|---------|
| 1 | Wolfert, Marian | OH | 3:56.13 |
|---|-----------------|----|---------|

MEN 50-54

| | | | |
|----|------------------|----|---------|
| 1 | Djang, Philip | NM | 59.93 |
| 2 | Bliss, Thomas | FL | 1:01.43 |
| 3 | Matyko, Gary | PA | 1:01.75 |
| 4 | Nagy, Thomas | NJ | 1:05.85 |
| 5 | Smith, Gregory | TX | 1:07.20 |
| 6 | Childers, David | TX | 1:09.15 |
| 7 | Abbate, Gary | WV | 1:09.57 |
| 8 | Rotthoff, David | OH | 1:10.84 |
| 9 | Fisk, Floyd | NV | 1:11.39 |
| 10 | Saltzman, Edward | GA | 1:13.30 |
| 11 | Varanasi, Sekhar | MI | 1:15.64 |
| 12 | Haverland, Rick | OH | 1:19.26 |

MEN 55-59

| | | | |
|----|--------------------|----|---------|
| 1 | Schmidt, George | FL | *59.83 |
| 2 | Shastid, Jon | KY | 1:02.56 |
| 3 | Wein, Arthur | NJ | 1:06.36 |
| 4 | Weisbrod, J. Andre | PA | 1:08.67 |
| 5 | Shippey, Dennis | TX | 1:09.01 |
| 6 | Matyko, Dennis | FL | 1:09.84 |
| 7 | Eisinger, Halley | OH | 1:10.66 |
| 8 | Vaillancourt, Rand | MD | 1:12.63 |
| 9 | Harmer, David | CA | 1:13.55 |
| 10 | Bell, Greg | PA | 1:15.10 |
| 11 | Sirinek, Dale | PA | 1:15.48 |
| 12 | Morrell, David | DE | 1:18.15 |
| 13 | Lindemann, Raymond | OH | 1:18.50 |
| 14 | Munch, Douglas | NJ | 1:20.88 |
| 15 | Conover, Steven | NH | 1:29.14 |
| 16 | Liebman, Marc | PA | 1:33.81 |

MEN 60-64

| | | | |
|---|-----------------|----|----------|
| 1 | Andersen, Peter | IL | *1:05.60 |
|---|-----------------|----|----------|

| | | | |
|----|--------------------|----|---------|
| 2 | Freshley, Mike | CA | 1:07.14 |
| 3 | Vanbaalen, Venus | CT | 1:09.79 |
| 4 | Morris, Michael | TN | 1:11.71 |
| 5 | Pohlmann, John | IL | 1:18.23 |
| 6 | Schachner, Stephen | PA | 1:23.76 |
| 7 | Hartman, Robert | CT | 1:23.90 |
| 8 | Hearn, David | NY | 1:27.74 |
| 9 | Henley, Thomas | NC | 1:28.31 |
| 10 | Berghaus, Peter | NY | 1:28.69 |
| 11 | Crooks, John | MO | 1:32.96 |
| 12 | Bechtol, Ken | OH | 1:34.30 |
| 13 | Vernon, Kirke | CT | 1:36.50 |
| 14 | Vanmeeteren, Hans | NC | 1:37.76 |
| 15 | Rodwick, John | NM | 1:54.37 |
| 16 | Maggert, Ivan | GA | 2:23.38 |

MEN 65-69

| | | | |
|----|-------------------|----|---------|
| 1 | Puchalski, Donald | FL | 1:13.31 |
| 2 | Foster, John | OH | 1:13.56 |
| 3 | Gillanders, David | AR | 1:16.76 |
| 4 | Katz, Jerry | NJ | 1:20.32 |
| 4 | Fairfield, David | CA | 1:20.32 |
| 6 | Jones, William | ME | 1:22.41 |
| 7 | Glanz, Hershel | TX | 1:23.70 |
| 8 | Marchbanks, Jerry | TX | 1:25.12 |
| 9 | Hardie, Charles | DE | 1:26.55 |
| 10 | Leggett, L. Waldo | TX | 1:31.20 |
| 11 | Durbin, Lou | PA | 1:31.94 |
| 12 | Pan, Cheng | NJ | 1:35.04 |
| 13 | McGill, Donald | CO | 1:37.90 |
| 14 | Sendler, Ed | TN | 1:41.47 |
| 15 | Giustra, Frank | ME | 1:46.64 |
| 16 | Ray, Craig | GA | 1:48.70 |
| 17 | Phillips, Hal | NC | 2:16.86 |

MEN 70-74

| | | | |
|----|---------------------|----|---------|
| 1 | Lauer, William | TN | 1:15.20 |
| 2 | Dobler, Wally | MI | 1:17.78 |
| 3 | Smethurst, Everett | CA | 1:22.11 |
| 4 | Alvarado, Herbert | FL | 1:26.48 |
| 5 | Grohe, William | CA | 1:36.15 |
| 6 | O'Shaughnessy, Rich | DE | 1:38.98 |
| 7 | Swanson, Norman | NY | 1:39.35 |
| 8 | Leisenring, Harry | PA | 1:39.55 |
| 9 | Bronk, Burt | MD | 1:40.91 |
| 10 | Newbury, Alfred | VA | 1:41.02 |
| 11 | Gaines, Francis | NC | 1:45.02 |
| 12 | Schillinger, Ernest | MI | 1:47.83 |
| 13 | Dixon, Richard | GA | 1:50.29 |
| 14 | Ingram, Harry | MA | 1:54.28 |
| 15 | Fischl, Robert | NJ | 1:56.73 |
| 16 | Larson, Herbert | WA | 2:33.08 |

MEN 75-79

| | | | |
|----|------------------|----|----------|
| 1 | Baldwin, Chuck | TX | *1:17.77 |
| 2 | Webber, Dick | NC | 1:25.01 |
| 3 | Smith, Thomas | PA | 1:25.33 |
| 4 | Payne, William | WI | 1:30.83 |
| 5 | Siskind, Isaak | NY | 1:39.28 |
| 6 | Haupt, Edward | NM | 1:42.78 |
| 7 | Staley, David | OH | 1:43.11 |
| 8 | Miller, Harold | FL | 1:43.38 |
| 9 | Case, Phil | VA | 1:49.17 |
| 10 | Johnson, Milford | PA | 1:51.99 |
| 11 | Brown, Stuart | TN | 1:59.14 |
| 12 | Collings, John | MD | 2:01.87 |
| 13 | Maguire, Alfred | ID | 2:10.39 |

MEN 80-84

| | | | |
|---|---------------|----|----------|
| 1 | Blake, Robert | MO | *1:45.46 |
|---|---------------|----|----------|

| | | | |
|---|----------------------|----|---------|
| 2 | Hogenmiller, William | PA | 2:05.29 |
| 3 | Hewett, William | OH | 2:10.27 |
| 4 | Hall, Howard | FL | 2:26.82 |
| 5 | Roudebush, George | OH | 2:30.52 |
| 6 | Scherbarth, James | NC | 2:34.17 |
| 7 | Bell, Thomas | CO | 2:35.94 |

MEN 85-89

| | | | |
|---|-------------------|----|----------|
| 1 | Witte, Russ | OH | *2:14.21 |
| 2 | Anderson, Mauritz | MD | 3:13.64 |

200 YARD IM

WOMEN 50-54

| | | | |
|----|-----------------------|----|----------|
| 1 | Lewis, Kathleen | PA | *2:42.40 |
| 2 | Surdoval, Nancy | NY | 2:47.07 |
| 3 | Tufts, Mary | CA | 2:48.18 |
| 4 | Sotire, Bonnie | SC | 2:56.62 |
| 5 | Kay, Mary-Chris | CA | 3:02.76 |
| 6 | Medley, Wendy | KY | 3:04.74 |
| 7 | Danes, Stefani | PA | 3:04.84 |
| 8 | Guthrie-Feigen, Julie | WA | 3:14.64 |
| 9 | Lindsey, Connie | TX | 3:18.23 |
| 10 | Swanburg, Linda | TX | 3:26.71 |
| 11 | Vonderharr, Mary | MN | 3:31.88 |
| 12 | Whiteside, Margaret | MD | 3:43.56 |
| 13 | Weller, Terri | AL | 3:49.66 |

WOMEN 55-59

| | | | |
|----|------------------|----|---------|
| 1 | Betz, Martha | MD | 2:56.92 |
| 2 | Hajec, Susan | DE | 3:06.38 |
| 3 | Rosebrock, Janet | OH | 3:18.92 |
| 4 | Barnes, Tingle | PA | 3:19.32 |
| 5 | Depolo, Arlene | NJ | 3:27.72 |
| 6 | Black, Kathy | NM | 3:28.46 |
| 7 | Davies, Alison | TX | 3:33.45 |
| 8 | Grapentine, Mary | NM | 3:45.87 |
| 9 | Alter, Kathleen | PA | 3:48.45 |
| 10 | Kemp, Kathleen | PA | 3:50.70 |
| 11 | Gardner, Karen | FL | 4:31.98 |

WOMEN 60-64

| | | | |
|---|----------------------|----|---------|
| 1 | Pohlmann, Mary | IL | 2:56.16 |
| 2 | Jorgensen, Christine | MD | 3:31.37 |
| 3 | Onton, Ann Louise | CT | 3:44.58 |
| 4 | Bruin, Peggy | MI | 3:50.42 |
| 5 | McIntosh, Patricia | FL | 4:09.03 |
| 6 | Rosenbaum, Barbara | NJ | 4:09.33 |
| 7 | Henehan, Mary Pat | MO | 4:18.64 |
| 8 | Marshall, Margaret | UT | 5:09.61 |

WOMEN 65-69

| | | | |
|---|--------------------|----|----------|
| 1 | Brown, Nancy | MD | *3:15.31 |
| 2 | Arnold, Patricia | LA | 3:58.43 |
| 3 | Henderson, Martha | FL | 3:58.54 |
| 4 | Gogola, Laura | MI | 4:08.73 |
| 5 | Whalen, Nana | SC | 4:20.75 |
| 6 | Burnett, Anne | AZ | 4:21.85 |
| 7 | Averette, Joan | VA | 4:21.88 |
| 8 | Pearsall, Marjorie | MD | 4:22.95 |
| 9 | Hart, Patricia | PA | 5:57.90 |

WOMEN 70-74

| | | | |
|---|------------------|----|---------|
| 1 | Moeller, Janet | NJ | 4:00.72 |
| 2 | Stevens, Ann | IL | 4:27.52 |
| 3 | Vanwelt, Roberta | NM | 4:31.58 |
| 4 | Hicks, Amy | MA | 4:57.98 |
| 5 | Williams, Mary | MI | 5:18.18 |

WOMEN 75-79

| | | | |
|---|-----------------|----|---------|
| 1 | Campbell, Joan | FL | 4:08.10 |
| 2 | Durstein, Nancy | FL | 4:20.32 |

* Denotes NSGA Record



2005 Summer National Senior Games - The Senior Olympics

| | | | |
|--|------------------------|----|----------|
|  | 3 Aaron, Ruth | NJ | 4:25.84 |
| | 4 Hagan, Marianne | NJ | 4:27.39 |
| | 5 Martin, Sara | PA | 4:42.72 |
| | 6 D'Agostino, Irene | NY | 4:46.56 |
|  | 7 Diguiseppe, Teresa | MI | 5:14.27 |
| | 8 Schulte, Betty | PA | 6:01.58 |
| | 9 Froeder, Rosemarie | NJ | 6:05.66 |
| | 10 Engstrom-Heg, Verna | NY | 6:11.87 |
| | 11 Wolle, Marian | NM | 6:15.40 |
|  | 12 Griffin, Ruth | CA | 11:09.26 |

WOMEN 80-84

| | | | |
|--|----------------------|----|----------|
|  | 1 Nochman, Lois Kivi | MI | *4:05.58 |
| | 2 Wayne, Joan | NC | 4:17.22 |
| | 3 Berkley, Marianna | VA | 5:15.25 |
| | 4 Aseltine, Gwen | TX | 5:36.64 |
|  | 5 Prycl, Elizabeth | PA | 6:19.87 |
| | 6 Gatza, Willie | CO | 8:31.98 |

WOMEN 85-89

| | | | |
|--|-----------------|----|----------|
|  | 1 Glusac, Edith | MI | *6:43.55 |
|--|-----------------|----|----------|



MEN 50-54

| | | | |
|--|-----------------|----|----------|
|  | 1 Djang, Philip | NM | *2:09.10 |
| | 2 Bliss, Thomas | FL | 2:12.97 |
| | 3 Matyko, Gary | PA | 2:15.41 |
| | 4 Nagy, Thomas | NJ | 2:27.97 |




MEN 55-59

| | | | |
|--|----------------------|----|----------|
|  | 1 Schmidt, George | FL | *2:19.24 |
| | 2 Shastid, Jon | KY | 2:26.43 |
| | 3 Hill, James | VA | 2:40.72 |
|  | 4 Conn, Christopher | OH | 2:42.45 |
| | 5 Harmer, David | CA | 2:48.24 |
| | 6 Bell, Greg | PA | 2:52.38 |
| | 7 Vaillancourt, Rand | MD | 2:53.52 |
|  | 8 Sirinek, Dale | PA | 2:57.36 |
| | 9 Lindemann, Raymond | OH | 3:04.33 |
| | 10 Conover, Steven | NH | 3:18.14 |

MEN 60-64

| | | | |
|--|-------------------|----|----------|
|  | 1 Todd, Richard | CA | *2:27.15 |
| | 2 Freshley, Mike | CA | 2:29.39 |
|  | 3 Kroeger, Donald | MI | 2:54.50 |
| | 4 Berghaus, Peter | NY | 3:21.96 |
| | 5 Crooks, John | MO | 3:23.96 |
| | 6 Stone, Bob | OH | 3:38.55 |

MEN 65-69

| | | | |
|--|---------------------|----|----------|
|  | 1 Puchalski, Donald | FL | *2:47.22 |
| | 2 Gillanders, David | AR | 2:56.09 |
| | 3 Jones, William | ME | 3:12.95 |
|  | 4 Marchbanks, Jerry | TX | 3:14.45 |
| | 5 Williams, Robert | OH | 3:21.43 |
| | 6 Jennings, Bill | LA | 3:30.56 |
| | 7 Leggett, L. Waldo | TX | 3:37.78 |
|  | 8 Nicholson, Walter | CA | 3:50.64 |
| | 9 Gladfelter, David | NJ | 3:50.90 |
| | 10 Sandler, Ed | TN | 4:02.15 |

MEN 70-74

| | | | |
|--|-----------------------|----|----------|
|  | 1 Lauer, William | TN | *2:49.26 |
| | 2 Dobler, Wally | MI | 2:55.19 |
| | 3 Smethurst, Everett | CA | 3:08.39 |
|  | 4 Alvarado, Herbert | FL | 3:19.71 |
| | 5 Chilton, Sam | WV | 3:42.62 |
| | 6 Bronk, Burt | MD | 3:48.90 |
| | 7 Newbury, Alfred | VA | 3:53.28 |
|  | 8 Schillinger, Ernest | MI | 4:02.31 |
| | 9 Gaines, Francis | NC | 4:03.66 |
| | 10 Graham, John | NY | 4:16.18 |

| | | |
|--------------------|----|---------|
| 11 Ingram, Harry | MA | 4:28.59 |
| 12 Larson, Herbert | WA | 6:07.41 |

MEN 75-79

| | | |
|--------------------|----|----------|
| 1 Smith, Thomas | PA | *3:12.66 |
| 2 Maine, Thomas | IL | 3:14.74 |
| 3 Byers, W. Morgan | WI | 3:22.36 |
| 4 Webber, Dick | NC | 3:23.75 |
| 5 Payne, William | WI | 3:32.16 |
| 6 Staley, David | OH | 3:48.10 |
| 7 Siskind, Isaak | NY | 3:49.00 |
| 8 Haupt, Edward | NM | 3:55.25 |
| 9 Case, Phil | VA | 4:12.05 |
| 10 Collings, John | MD | 4:30.41 |
| 11 Maguire, Alfred | ID | 4:46.56 |
| 12 Marino, Bill | PA | 6:26.51 |

MEN 80-84

| | | |
|----------------|----|---------|
| 1 Strong, Doug | IN | 5:31.31 |
| 2 Hall, Howard | FL | 5:43.52 |

TABLE TENNIS

SINGLES

WOMEN 50-54

| | |
|----------------------|----|
| 1 Pao, Hsing | TX |
| 2 Cheng, Dana | CA |
| 3 Feinstein, Marilyn | CT |
| 4 Darnall, Diann | AK |
| 5 Natali, Judith | TX |
| 6 Petty, Marie | IN |
| 7 Ware, Carolyn | VA |

WOMEN 55-59

| | |
|-----------------------|----|
| 1 Roufeh, Tahereh | TX |
| 2 Cheung, Ting Ning | CA |
| 3 Bitgood, Barbara | MD |
| 4 Cheasebro, Margaret | NM |
| 5 Cheong, Si | MD |
| 6 Devine, Judy | OH |
| 7 Cass, Linda | TN |
| 8 Brammel, Lei | AZ |

WOMEN 60-64

| | |
|----------------------|----|
| 1 Tym, Alice | TN |
| 2 Williams, Nahed | FL |
| 3 Lukey-Ott, Lai Fun | UT |
| 4 Jessup, Kuniko | CA |
| 5 Strom, Kyoko | FL |
| 6 Gipple, Joanne | CO |
| 7 Gabe, Jane | SC |
| 8 Tressler, JoAnne | OH |

WOMEN 65-69

| | |
|--------------------|----|
| 1 Chanso, Puihar | CA |
| 2 Kronlage, Yvonne | MD |
| 3 Lindsay, Margo | FL |
| 4 Hua, Ruth | TN |
| 5 Gove, Ruth | TN |
| 6 Leung, Helen | MN |
| 7 Fish, Anne | OH |
| 8 Lee, Young | MD |

WOMEN 70-74

| | |
|---------------------|----|
| 1 Pickett, Joanne | FL |
| 2 Magras, Jane | AZ |
| 3 Longee, Virginia | CO |
| 4 Baecker, Waltraud | MN |
| 5 Odom, Jane | TN |
| 6 Kolnik, Lucille | AZ |
| 7 McLain, Barbara | NC |
| 8 Childers, Chloe | CO |

WOMEN 75-79

| | |
|--------------------|----|
| 1 Fynn, Sonia | CN |
| 2 Kisbany, Sari | FL |
| 3 Smith, Muriel | NY |
| 4 Fox, Heather | CN |
| 5 Thomas, Patricia | TX |
| 6 Fox, Margaret | OH |
| 7 Purdy, Jean | NY |
| 8 Cook, Martha | OH |

WOMEN 80-84

| | |
|------------------------|----|
| 1 Modlich, Lisa | TX |
| 2 Stone, Helen | TN |
| 3 Sommer, Thelma | AZ |
| 4 Klein, Elizabeth | NC |
| 5 Coropoff, Mary | CA |
| 6 Bowen, Catherine Kay | UT |
| 7 White, Mary | TN |
| 8 Coonan, Mary | AZ |

WOMEN 85-89

| | |
|---------------------|----|
| 1 Neier, Harriet | IL |
| 2 Brinkley, Peggy | PA |
| 3 Skodacek, Mildred | OH |

MEN 50-54

| | |
|------------------|----|
| 1 Mack, Ray | NY |
| 2 Foxtton, John | CA |
| 3 Bowlander, Bob | GA |
| 4 Lloyd, Lindsey | TX |
| 5 Hawkins, Larry | OH |
| 6 Lan, Moses | CA |
| 7 Martin, Claude | TN |
| 8 Mark, Davis | MD |

MEN 55-59

| | |
|---------------------|----|
| 1 Hormozi, Amir | TX |
| 2 Geeze, Donald | AZ |
| 3 Millett, Alan | FL |
| 4 Stadelman, Ralph | NV |
| 5 Davis Jr, Richard | AR |
| 6 Livings, William | TX |
| 7 Fritchie, Denis | TN |
| 8 Larry, Beaty | CA |

MEN 60-64

| | |
|-----------------------|----|
| 1 Stogner, Duke | AL |
| 2 Taplin, George | KS |
| 3 Cass, David | TN |
| 4 Sumeri, Alex | WA |
| 5 Filz, Raymond | NC |
| 6 Kyker, Robert | OH |
| 7 Petty, Bob | TX |
| 8 Ostrowski, Theodore | CT |

MEN 65-69

| | |
|----------------------|----|
| 1 Tay, Chong Keng | CA |
| 2 Young, Donald | NY |
| 3 Theil, Martin | PA |
| 4 Phan, Andy | CA |
| 5 Shultz, John | FL |
| 6 Lord, Chester | WV |
| 7 Pestridge, Ray | OK |
| 8 Markwell, Glendale | OK |

MEN 70-74

| | |
|-------------------|----|
| 1 Smith, Lynwood | UT |
| 2 Neely, Billy | TN |
| 3 Palumbo, Alfred | FL |
| 4 Myers, Neil | OH |
| 5 Meredith, Vica | AR |